

CONTENTS

ENGINE

Cylinder	B2
Crankshaft · Piston	B3
Oil Pump	B4
Intake	B5 ~ B6
Carburetor	B7
Exhaust	B8
Crankcase	B9
Crankcase Cover 1	B10
Starter	B11
Clutch	B12 ~ B13
Transmission	B14
Shift Cam · Fork	B15
Shift Shaft	C2

CHASSIS


Frame	C3
Front Fender	C4
Side Cover	C5
Oil Tank	C6
Rear Arm · Suspension	C7

Steering	C8
Front Fork	C9 ~ C10
Fuel Tank	C11
Seat	C12
Front Wheel	C13
Rear Wheel	C14 ~ C15
Steering Handle · Cable	D2
Stand · Footrest	D3
Generator	D4
Handle Switch · Lever	D5
Electrical 1	D6

INDEX

NUMERICAL INDEX	L1 ~ L2
-----------------------	---------

YAMAHA




**PARTS
CATALOGUE**

PW80'97 (4BC7) EUROPE, S.AFRICA

274BC-300E1

YAMAHA
GENUINE
Parts & Accessories

A2



A3

FOREWORD

This Parts Catalogue is related to the parts for the model(s) in the below frame. When you are ordering replacement parts, please refer to this Parts Catalogue and quote both part numbers and part names correctly.

PW80'97(4BC7)

1. Modifications or additions which have been made after issue of the Parts Catalogue will be announced in the Yamaha Parts News.
It is advisable that you make necessary corrections to the Parts Catalogue according to the Yamaha Parts News.

2. Abbreviations
The following abbreviations are used in this Parts Catalogue.

- "UR" Use specified parts number.
- "UN" Use as many as needed.
- "AP" Alternate Parts
- "LM" Local Made (Parts need to be ordered locally)
- "F#" Frame No. (Applicable machine No.)

3. Parts, which are to be supplied in an assembly, are listed with a dot (.) in front of the part name as shown below.

EXAMPLE
 CARBURETOR ASSY
 . JET, PILOT
 . NOZZLE, MAIN

4. Number of component for assembly
 The numeral appearing to the right of each component part indicates the quantity of parts for each assembly unit.

EXAMPLE

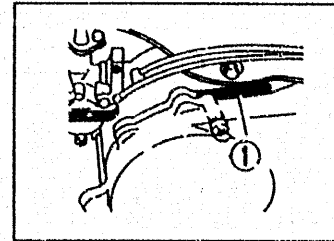
PART NO.	DESCRIPTION	Q'TY	REMARKS
2F5-83310-60	FRONT FLASHER LIGHT ASSY	2	
115-83311-60	. BULB (6V-18W)	1	

5. Applicable colors of graphics are represented in the "REMARKS" as shown below.

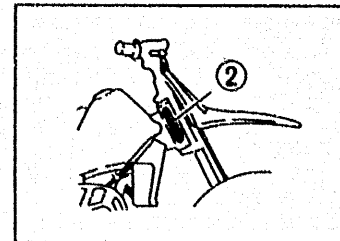
PART NO.	DESCRIPTION	Q'TY	REMARKS
2N4-24110-00-X5	FUEL TANK COMP.	1	MAXIM RED
3J1-24240-10	. GRAPHIC, FUEL TANK	1	for MXR

6. Applicable Serial No.

① Engine Serial No.



② Frame Serial No.



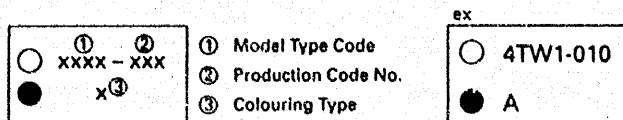
7. Note that the illustrations are for reference in finding parts numbers, not to be used for assembling. When assembling, please use the applicable service manual.

8. The asterisk (*) before a reference number indicates modification items after the first edition.

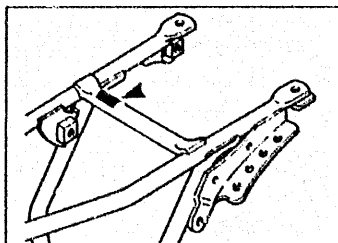
MODEL LABEL

- (1) A label called "Model Label" is affixed in the location as indicated in (3) below. When using this parts catalogue, please be sure to cross-refer the "model code - production code No." in the catalogue to the "model code - production code No." indicated on the Model Label affixed onto the product concerned.

- (2) "Model Label" Indication



- (3) Model Label Affixing Location



- (4) Model Code - Production Code Number of Model Listed in This Parts Catalog

Model code	Production code No.	Country (destination)	Model code	Production code No.	Country (destination)
4BC7	010	BELGIUM			
	020	AUSTRIA			
	030	SWITZERLAND			
	050	DENMARK			
	050	IRELAND			
	060	SPAIN			
	070	FINLAND			
	070	NORWAY			
	080	ENGLAND			
	090	GREECE			
	100	JAPAN			
	110	HOLLAND			
	120	PORTUGAL			
	130	SWEDEN			
140	S.AFRICA				

- (5) Colouring Information

Colouring type code	Colour code	Colour Name	Abbreviation
A	0206	PURPLISH WHITE SOLID 1	PWS1

CONTENTS

ENGINE

Cylinder	B2
Crankshaft · Piston	B3
Oil Pump	B4
Intake	B5 ~ B6
Carburetor	B7
Exhaust	B8
Crankcase	B9
Crankcase Cover 1	B10
Starter	B11
Clutch	B12 ~ B13
Transmission	B14
Shift Cam · Fork	B15
Shift Shaft	C2

CHASSIS

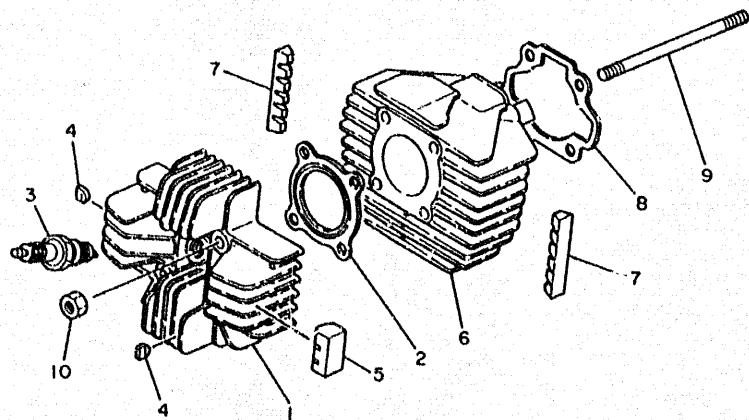
Frame	C3
Front Fender	C4
Side Cover	C5
Oil Tank	C6
Rear Arm · Suspension	C7

Steering	C8
Front Fork	C9 ~ C10
Fuel Tank	C11
Seat	C12
Front Wheel	C13
Rear Wheel	C14 ~ C15
Steering Handle · Cable	D2
Stand · Footrest	D3
Generator	D4
Handle Switch · Lever	D5
Electrical 1	D6

INDEX

NUMERICAL INDEX	L1 ~ L2
-----------------------	---------

FIG. 1 CYLINDER

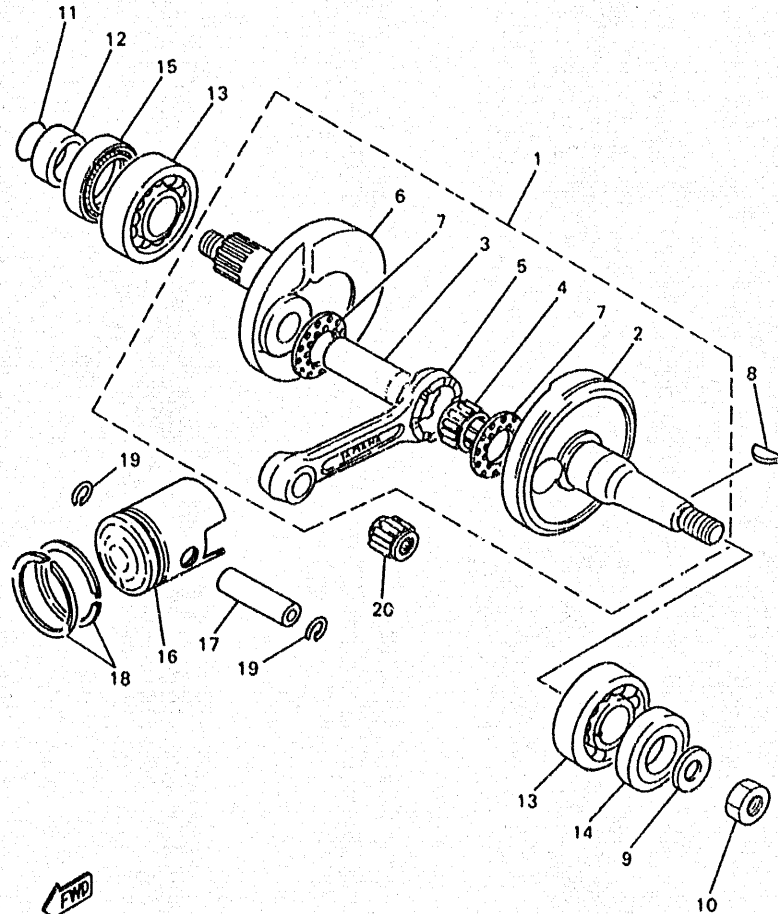


REF. NO.	PART NO.	DESCRIPTION	Q'TY	REMARKS
1	21W-11111-00	HEAD, cylinder 1	1	
2	1W7-11181-00	GASKET, cylinder head 1	1	
3	94701-00198	PLUG, spark (NGK BPR6HS)	1	UR
	94703-00198	PLUG, spark (NGK BPR6HS)	1	UR FOR JAPAN
4	463-11161-01	ABSORBER 1	4	
5	21W-11162-00	ABSORBER 2	1	
6	3E5-11311-01	CYLINDER 1	1	
7	3E5-11162-00	ABSORBER 2	2	
8	4AW-11351-00	GASKET, cylinder	1	
9	90116-07035	BOLT, stud	4	
10	90179-07381	NUT	4	



3RV110-1010

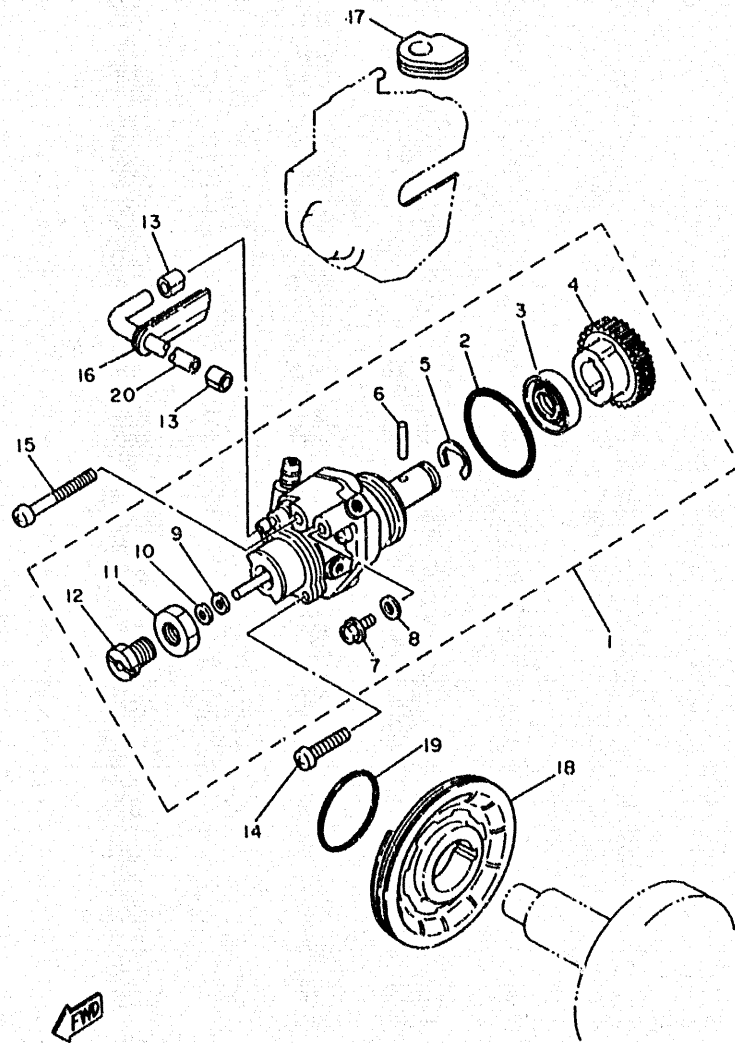
FIG. 2 CRANKSHAFT • PISTON



FYD
3RV100-6020

REF. NO.	PART NO.	DESCRIPTION	Q'TY	REMARKS
1	1HA-11400-00	CRANKSHAFT ASSY	1	
2	1W7-11412-00	•CRANK 1	1	
3	2Y1-11681-00	•PIN, crank 1	1	
4	93310-420F2	•BEARING, cylindrical	1	
5	1W7-11651-00	•ROD, connecting	1	
6	1HA-11422-00	•CRANK 2	1	
7	90209-20159	•WASHER	2	
8	90280-03017	KEY, woodruff	1	
9	90201-12535	WASHER, plate	1	
10	95317-12600	NUT	1	
11	93210-180A6	O-RING	1	
12	90387-20603	COLLAR	1	
13	93306-20529	BEARING (B6205C4)	2	
14	93103-25098	OIL SEAL	1	
15	93103-32099	OIL SEAL	1	
16	3E5-11631-00-97	PISTON (STD)	1	UR
	3E5-11635-00	PISTON (0.25MM O/S)	1	AP
	3E5-11636-00	PISTON (0.50MM O/S)	1	AP
17	527-11633-00	PIN, piston	1	
18	14N-11610-00	PISTON RING SET (STD)	1	UR
	14N-11610-10	PISTON RING SET (0.25MM O/S)	1	AP
	14N-11610-20	PISTON RING SET (0.50MM O/S)	1	AP
19	93450-13022	CIRCLIP	2	
20	93310-11268	BEARING, cylindrical	1	

FIG. 3 OIL PUMP



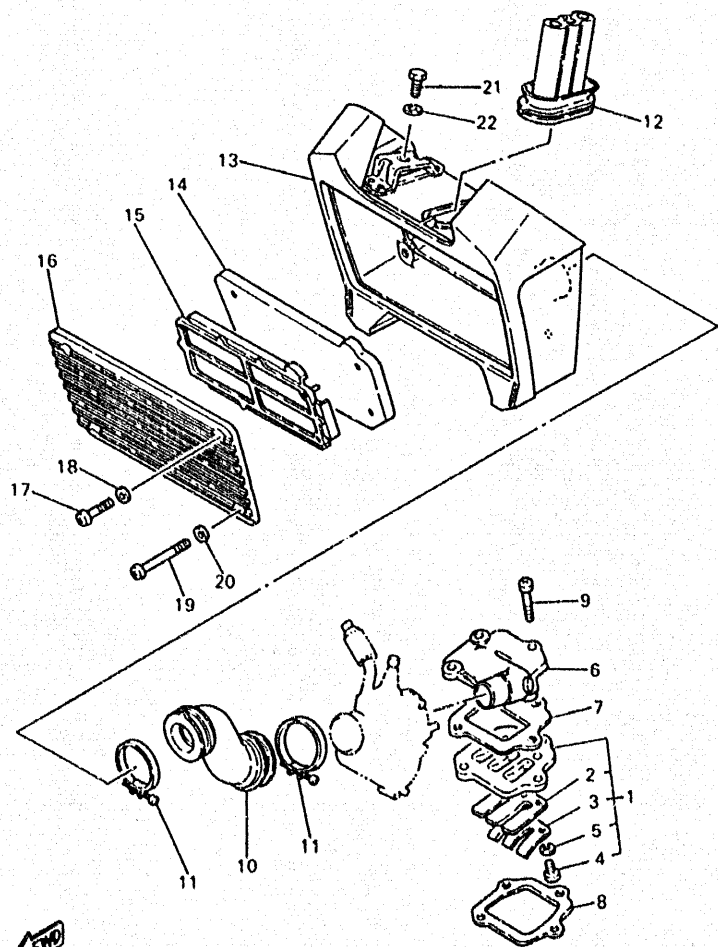
REF. NO.	PART NO.	DESCRIPTION	Q'TY	REMARKS
1	3KX-13101-01	OIL PUMP ASSY	1	
2	93210-26240	.O-RING	1	
3	93101-10090	.OIL SEAL	1	
4	2T5-13124-00	.GEAR, worm wheel (71T)	1	
5	99080-07600	.CIRCLIP	1	
6	93603-14026	.PIN, dowel	1	
7	90149-04135	.SCREW	1	
8	90430-04004	.GASKET	1	
9	296-13147-00	.SHIM	1	
10	384-13138-00	.PLATE, adjusting	1	
11	90170-10105	.NUT	1	
12	90401-10029	.BOLT, union	1	
13	90468-02033	CLIP	2	
14	98507-05020	SCREW, pan head	1	
15	98507-05035	SCREW, pan head	1	
16	90480-10005	GROMMET	1	
17	384-13174-00	HOLDER, oil pipe	1	
18	53F-13178-00	GEAR, pump drive	1	
19	93210-29282	.O-RING	1	
20	384-13161-02	PIPE, delivery 1	1	



3RV110-1030

B4

FIG. 4 INTAKE

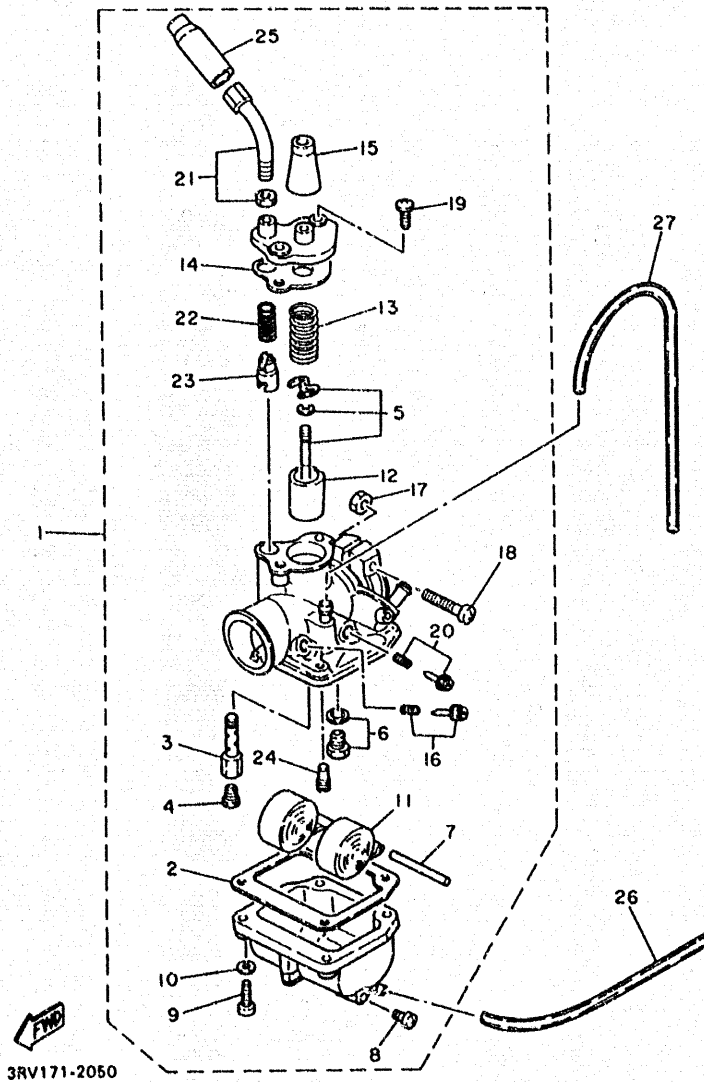


3RV100-4040

REF. NO.	PART NO.	DESCRIPTION	Q'TY	REMARKS
1	300-13610-04	REED VALVE ASSY	1	
2	56J-13613-00	REED, valve	1	
3	300-13616-00	STOPPER, reed valve	1	
4	98507-03008	SCREW, pan head	3	
5	92907-03100	WASHER, spring	3	
6	21W-13555-00	MANIFOLD, intake	1	
7	300-13622-10	GASKET, valve seat	1	
8	300-13621-10	GASKET, valve seat	1	
9	98507-06030	SCREW, pan head	4	
10	21W-14453-00	JOINT, air cleaner 1	1	
11	90460-37130	CLAMP, hose	2	
12	5U8-14454-00	JOINT	1	
13	3RV-W1441-30	AIR CLEANER CASE COMP.	1	
14	21W-14451-00	ELEMENT, air cleaner	1	
15	21W-14458-00	GUIDE	1	
16	21W-14412-00	CAP, cleaner case 1	1	
17	98507-05025	SCREW, pan head	2	
18	92907-05600	WASHER, plate	2	
19	98507-05050	SCREW, pan head	2	
20	92907-05600	WASHER, plate	2	
21	97007-08016	BOLT	2	
22	92907-08600	WASHER, plate	2	

B5

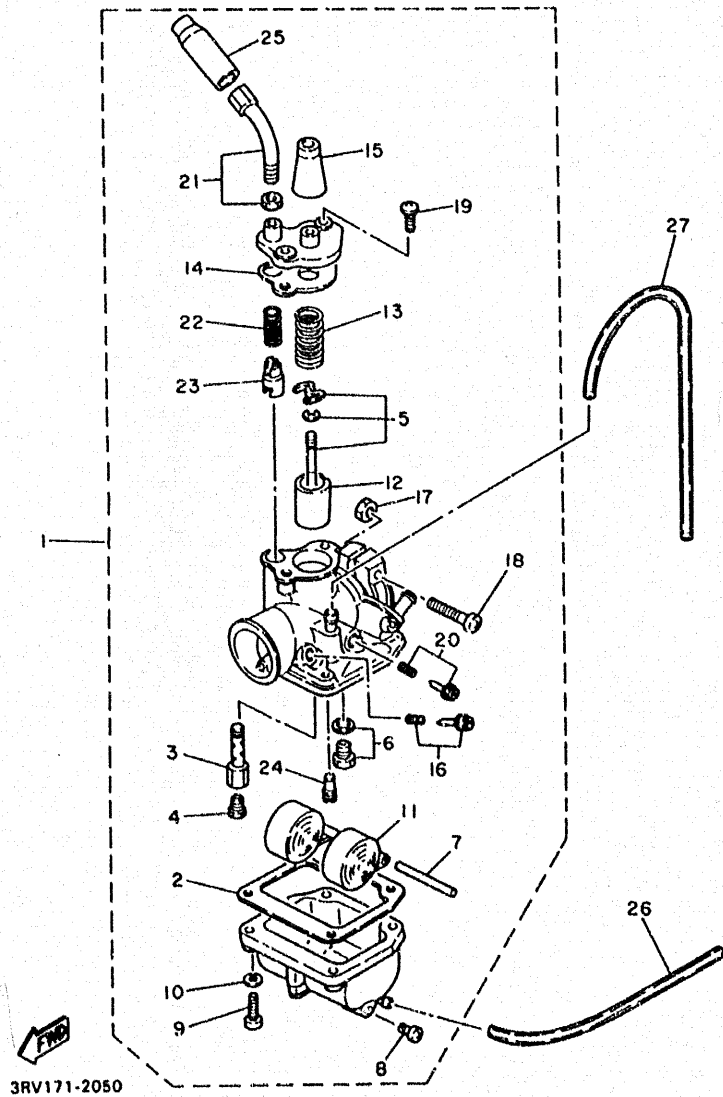
FIG. 5 CARBURETOR



REF. NO.	PART NO.	DESCRIPTION	Q'TY	REMARKS
1	21W-14101-00	CARBURETOR ASSY 1	1	
2	296-14184-01	.GASKET, float chamber	1	
3	127-14141-14	.NOZZLE, main	1	
4	127-14143-25	.JET, main (#125)	1	UR STD
	127-14143-24	.JET, main (#120)	1	UR
	127-14143-26	.JET, main (#130)	1	UR
5	21W-1490J-00	.NEEDLE SET	1	
6	21W-14107-12	.NEEDLE VALVE SET	1	
7	127-14186-00	.PIN, float	1	
8	12R-14191-00	.PLUG, drain	1	
9	98506-04018	.SCREW, pan head	4	
10	92902-04100	.WASHER, spring	4	
11	2E9-14185-00	.FLOAT	1	
12	296-14112-25	.VALVE, throttle 1	1	
13	296-14131-00	.SPRING, throttle valve	1	
14	296-14198-01	.GASKET	1	
15	307-14169-10	.CAP	1	
16	12G-14104-00	.AIR SCREW SEAT	1	
17	95303-05600	.NUT	1	
18	98501-05030	.SCREW, pan head	1	
19	98580-04010	.SCREW, pan head	2	
20	12G-14103-00	.THROTTLE SCREW SET	1	
21	21W-14503-00	.ADJUST SCREW SET	1	
22	127-14135-00	.SPRING, plunger	1	
23	58E-14171-00	.PLUNGER, starter	1	
24	193-14142-15-A0	.JET, pilot (#15)	1	
25	1R0-14169-00	.CAP	1	
26	90445-05390	HOSE	1	

B6

FIG. 5 CARBURETOR

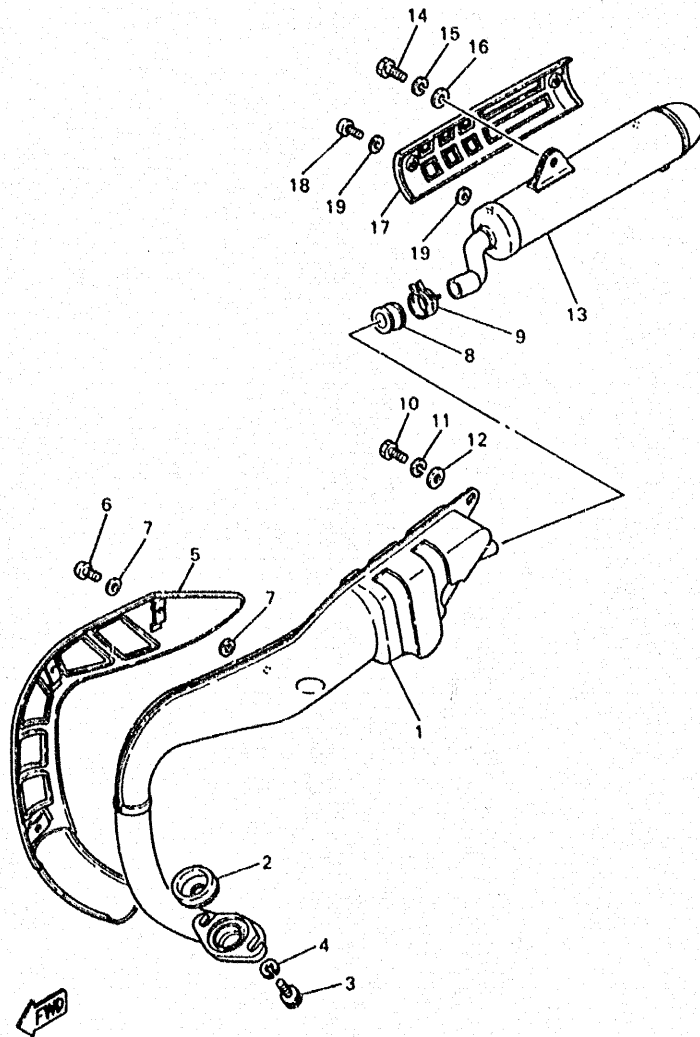


3RV171-2050

REF. NO.	PART NO.	DESCRIPTION	QTY	REMARKS
27	90445-07036	HOSE	1	

B7

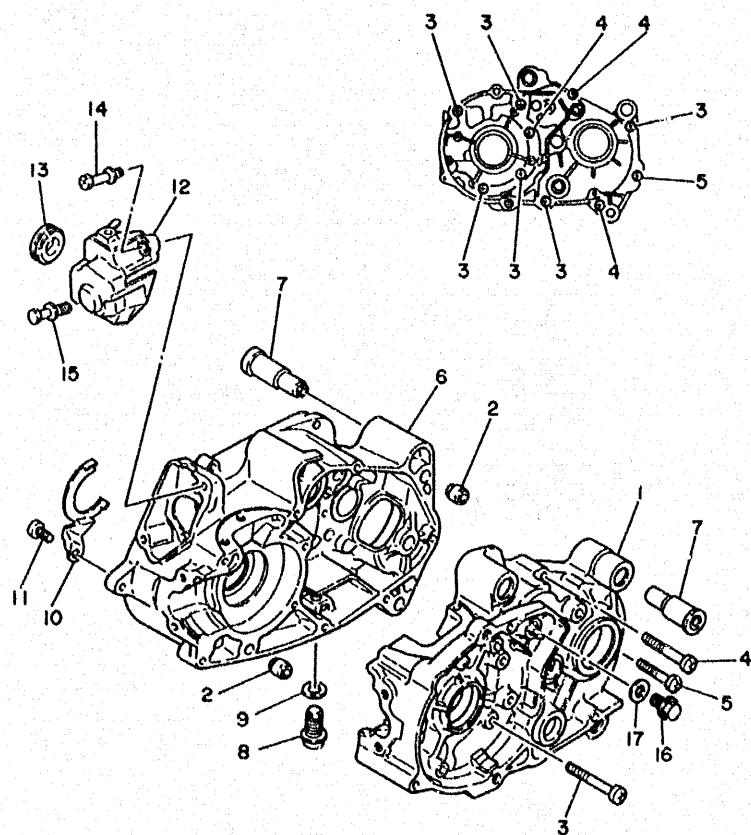
FIG. 6 EXHAUST



3RV100-5060

REF. NO.	PART NO.	DESCRIPTION	Q'TY	REMARKS
1	21W-14610-02	EXHAUST PIPE ASSY 1	1	
2	3RV-14623-00	GASKET, exhaust pipe	1	
3	97007-08020	BOLT	2	
4	92907-08100	WASHER, spring	2	
5	21W-14708-00	PROTECTOR ASSY	1	
6	98507-05006	SCREW, pan head	3	
7	3RV-14766-00	WASHER, protector	6	
8	4X4-14714-00	GASKET, muffler	1	
9	90467-22048	CLIP	1	
10	97007-08016	BOLT	1	
11	92907-08100	WASHER, spring	1	
12	92907-08600	WASHER, plate	1	
13	21W-14753-02	SILENCER, exhaust	1	
14	97007-08016	BOLT	1	
15	92907-08100	WASHER, spring	1	
16	92907-08600	WASHER, plate	1	
17	21W-14758-00	PROTECTOR, silencer	1	
18	98507-05006	SCREW, pan head	2	
19	3RV-14766-00	WASHER, protector	4	

FIG. 7 CRANKCASE

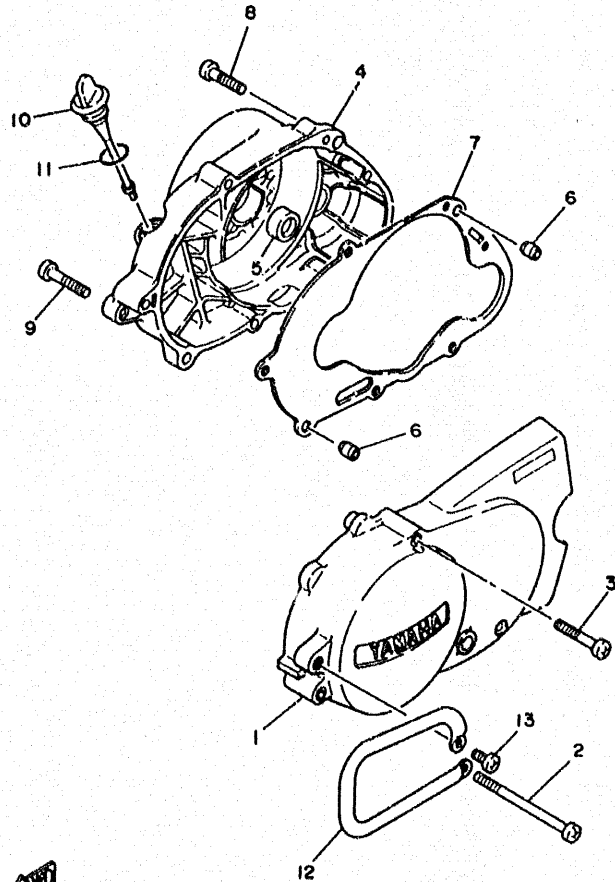


REF. NO.	PART NO.	DESCRIPTION	Q'TY	REMARKS
1	1W7-15111-03	CRANKCASE 1	1	
2	99510-12016	PIN, dowel	2	
3	98507-06050	SCREW, pan head	6	
4	98507-06045	SCREW, pan head	3	
5	98507-06035	SCREW, pan head	1	
6	1W7-15121-03	CRANKCASE 2	1	
7	5T9-15316-01	DAMPER, engine mount 1	6	
8	90340-12005	PLUG, straight screw	1	
9	90430-12227	GASKET	1	
10	300-15128-00	HOLDER	1	
11	98507-08010	SCREW, pan head	1	
12	517-15416-01	COVER, oil pump	1	
13	90480-21436	GROMMET	1	
14	90149-06157	SCREW	1	
15	90101-06394	BOLT	1	
16	90105-10147	BOLT, washer based	1	
17	90430-10215	GASKET	1	



3RV110-1070

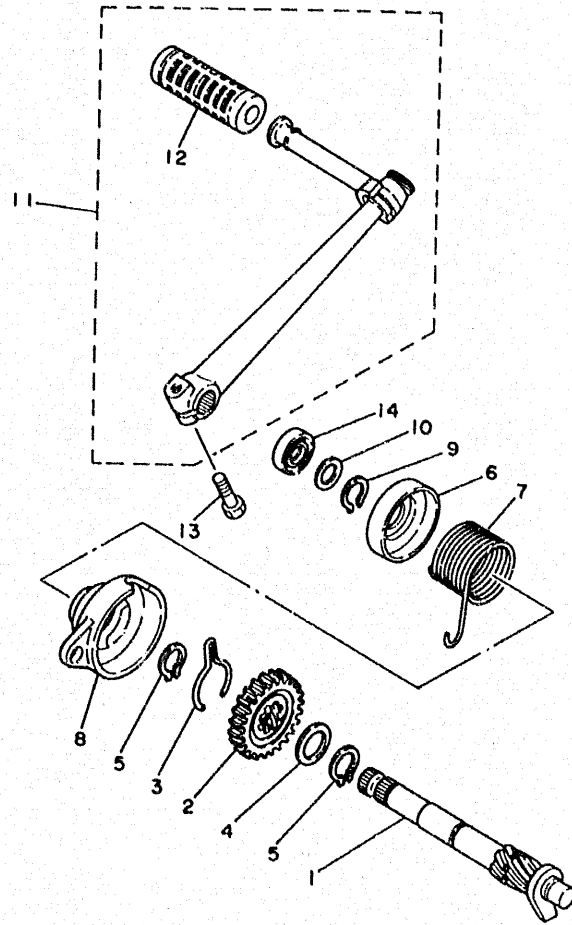
FIG. 8 CRANKCASE COVER 1



REF. NO.	PART NO.	DESCRIPTION	Q'TY	REMARKS
1	21W-15411-00	COVER, crankcase 1	1	
2	98507-06100	SCREW, pan head	1	
3	98507-06045	SCREW, pan head	3	
4	5R7-15421-00	COVER, crankcase 2	1	
5	93104-11053	OIL SEAL	1	
6	99530-10014	PIN, dowel	2	
7	4AW-15451-00	GASKET, crankcase cover 1	1	
8	98507-06035	SCREW, pan head	6	
9	98507-06040	SCREW, pan head	1	
10	517-15362-02	PLUG, oil level	1	
11	93210-19123	O-RING	1	
12	21W-15491-01	PROTECTOR	1	
13	98507-06012	SCREW, pan head	1	

3RV110-1080

FIG. 9 STARTER



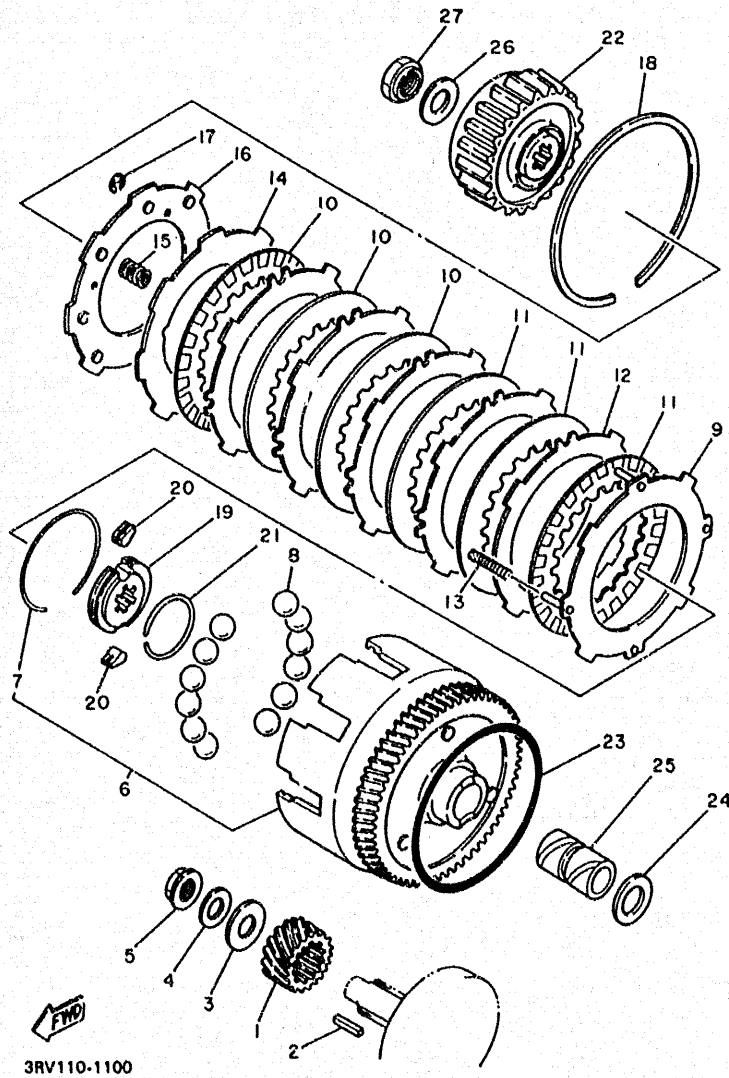
REF. NO.	PART NO.	DESCRIPTION	Q'TY	REMARKS
1	3E5-15660-00	KICK AXLE ASSY	1	
2	3E5-15641-00	GEAR, kick (21T)	1	
3	90468-23194	CLIP	1	
4	90201-20266	WASHER, plate (1.0T)	1	
5	99009-20400	CIRCLIP	2	
6	3E5-15676-00	COVER, spring	1	
7	90508-26136	SPRING, torsion	1	
8	3E5-15664-00	GUIDE, spring	1	
9	99009-17400	CIRCLIP	1	
10	90201-15701	WASHER, plate (1.0T)	1	
11	5T9-15620-00	KICK CRANK ASSY	1	
12	156-15618-01	COVER, kick lever	1	
13	97017-06025	BOLT	1	
14	93109-15001	OIL SEAL	1	



3RV110-1090

B11

FIG. 10 CLUTCH

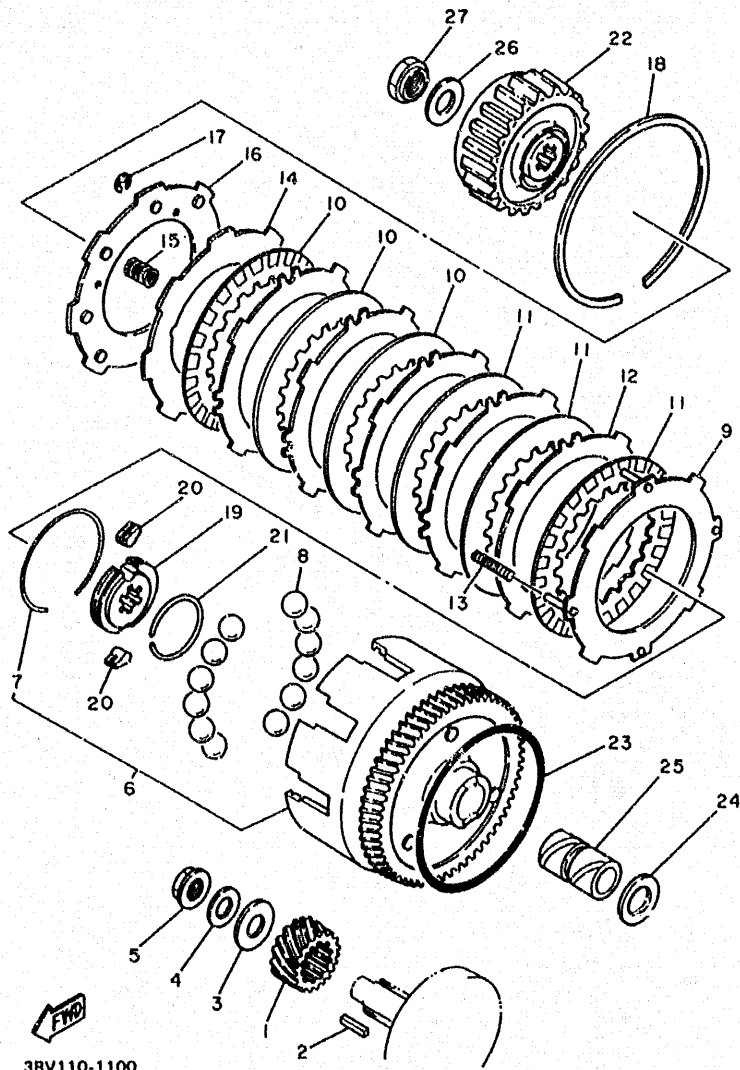


3RV110-1100

REF. NO.	PART NO.	DESCRIPTION	Q'TY	REMARKS
1	56H-16110-00-30	PRIMARY DRIVE GEAR ASSY	1	
2	90282-04064	KEY, straight	1	
3	90209-12280	WASHER	1	
4	90208-12015	WASHER, conical spring	1	
5	90179-12659	NUT	1	
6	3E5-16150-02	PRIMARY DRIVEN GEAR COMP.	1	
7	90468-16090	CLIP	1	
8	93505-08030	BALL	12	
9	527-16520-10	PLATE, thrust weight	1	
10	3E5-16521-00	PLATE, friction	3	
11	3E5-16521-00	PLATE, friction	3	
12	517-16524-10	PLATE, clutch 1 (1.2T)	5	UR
	517-16524-20	PLATE, clutch 1 (1.4T)	5	UR
	517-16524-30	PLATE, clutch 1 (1.6T)	5	UR
13	90501-10602	SPRING, compression	4	PINK
14	517-16550-10	PRESSURE PLATE ASSY	1	
15	90501-12088	SPRING, compression	6	
16	517-16561-01	PLATE, pressure 2	1	
17	99080-03600	CIRCLIP	2	
18	93451-08094	CIRCLIP	1	
19	517-16180-00	ONE WAY BOSS COMP.	1	
20	384-15635-00	PAWL, kick	2	
21	2T4-15637-01	SPRING, pawl	1	
22	527-16571-01	BOSS, clutch	1	
23	93210-98202	O-RING	1	
24	122-16164-00	PLATE, thrust 2	1	
25	90560-17146	SPACER	1	
26	90208-16019	WASHER, conical spring	1	

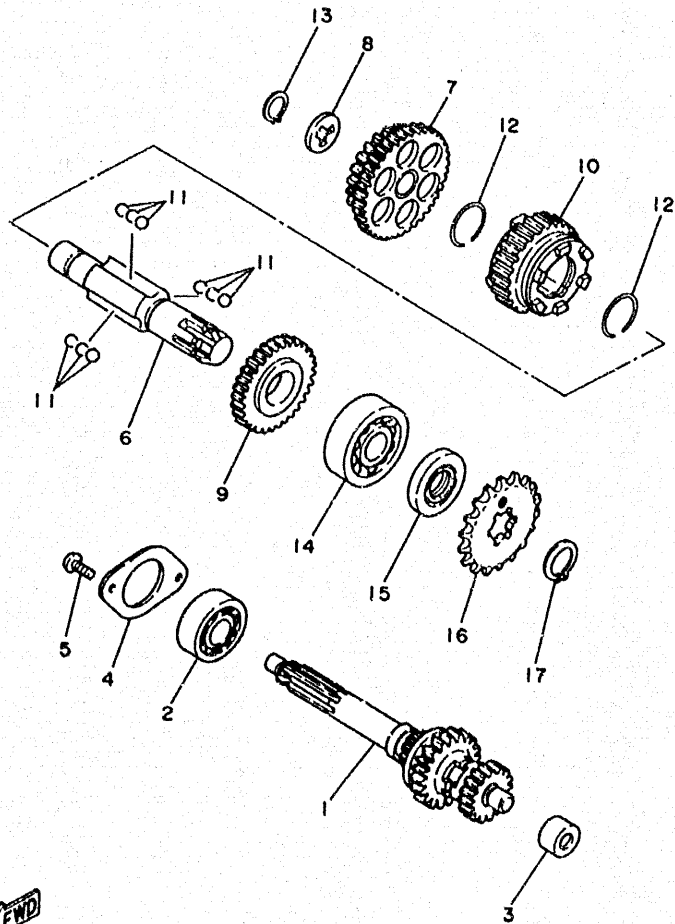
B12

FIG. 10 CLUTCH



REF. NO.	PART NO.	DESCRIPTION	Q'TY	REMARKS
27	90179-16190	NUT	1	

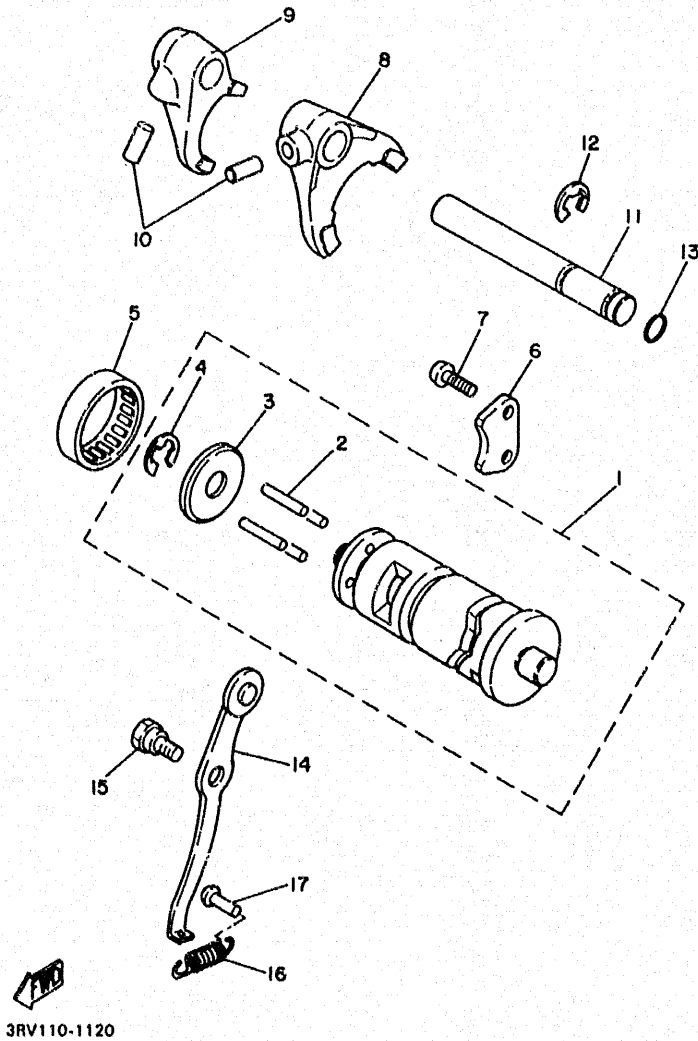
FIG. 11 TRANSMISSION



REF. NO.	PART NO.	DESCRIPTION	Q'TY	REMARKS
1	21W-17410-00	MAIN AXLE COMP.	1	
2	93306-20301	BEARING	1	
3	93320-41202	BEARING (BK1212V1)	1	
4	296-17471-00	PLATE, cover	1	
5	98507-06012	SCREW, pan head	2	
6	1W7-17421-10	AXLE, drive	1	
7	1W7-17211-12	GEAR, 1st wheel (39T/26T)	1	
8	90209-15178	WASHER (0.6T)	1	UR
	90209-15179	WASHER (0.8T)	1	UR
	90209-15180	WASHER (1.0T)	1	UR
9	1W7-17221-20	GEAR, 2nd wheel (29T)	1	
10	21W-17231-00	GEAR, 3rd wheel (22T)	1	
11	93509-32012	BALL	9	
12	93450-28049	CIRCLIP	2	
13	93440-15012	CIRCLIP	1	
14	93306-20401	BEARING (B6204)	1	
15	93102-20143	OIL SEAL	1	
16	93812-15063	SPROCKET, drive 15t(5171746152)	1	
17	93410-20038	CIRCLIP	1	

3RV110-1110

FIG. 12 SHIFT CAM • FORK



REF. NO.	PART NO.	DESCRIPTION	Q'TY	REMARKS
1	21W-18540-01	SHIFT CAM ASSY	1	
2	93604-22050	•PIN, dowel	4	
3	296-18561-00	•PLATE, side 1	1	
4	99001-09600	•CIRCLIP	1	
5	93315-23208	BEARING, cylindrical	1	
6	296-18562-01	PLATE, stopper 2	1	
7	90150-06032	SCREW, round head	2	
8	58H-18511-00	FORK, shift 1	1	
9	1W7-18512-02	FORK, shift 2	1	
10	93606-14081	PIN, dowel	2	
11	2N8-18531-00	BAR, shift fork guide 1	1	
12	99006-10600	CIRCLIP	1	
13	93210-09729	O-RING	1	
14	296-18140-02	STOPPER LEVER ASSY	1	
15	90109-063F6	BOLT	1	
16	90506-10184	SPRING, tension	1	
17	132-16346-00	HOOK, spring	1	

CONTENTS

ENGINE

Cylinder	B2
Crankshaft · Piston	B3
Oil Pump	B4
Intake	B5 ~ B6
Carburetor	B7
Exhaust	B8
Crankcase	B9
Crankcase Cover 1	B10
Starter	B11
Clutch	B12 ~ B13
Transmission	B14
Shift Cam · Fork	B15
Shift Shaft	C2

CHASSIS

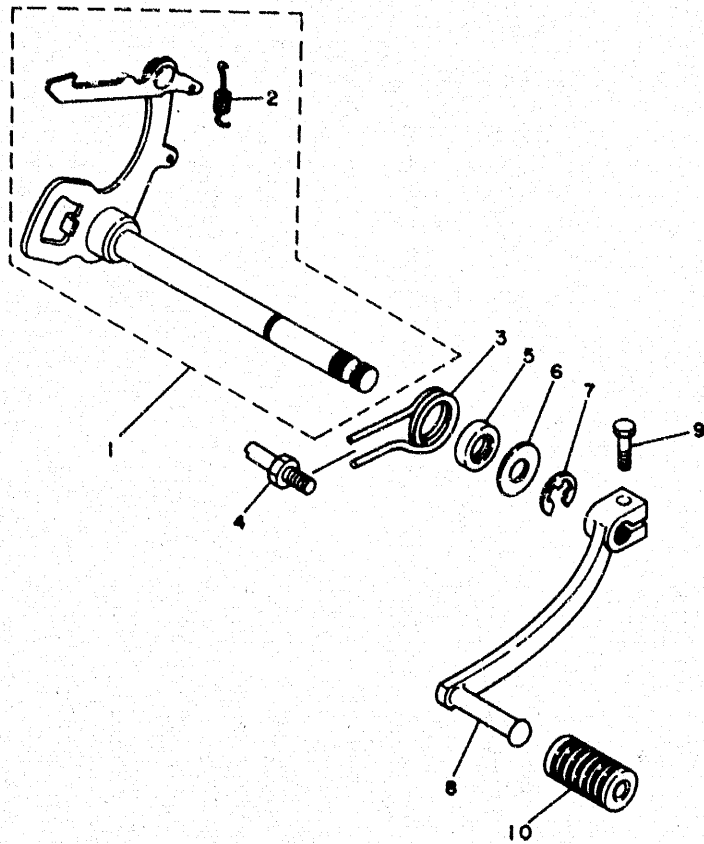
Frame	C3
Front Fender	C4
Side Cover	C5
Oil Tank	C6
Rear Arm · Suspension	C7

Steering	C8
Front Fork	C9 ~ C10
Fuel Tank	C11
Seat	C12
Front Wheel	C13
Rear Wheel	C14 ~ C15
Steering Handle · Cable	D2
Stand · Footrest	D3
Generator	D4
Handle Switch · Lever	D5
Electrical 1	D6

INDEX

NUMERICAL INDEX	L1 ~ L2
-----------------------	---------

FIG. 13 SHIFT SHAFT



REF. NO.	PART NO.	DESCRIPTION	Q'TY	REMARKS
1	58H-18101-04	SHIFT SHAFT ASSY	1	
2	90506-08122	SPRING, tension	1	
3	90508-32263	SPRING, torsion	1	
4	278-18127-01	STOPPER, screw	1	
5	93102-12106	OIL SEAL (SD 12-22-5 HS)	1	
6	90201-12575	WASHER, plate	1	
7	99006-10600	CIRCLIP	1	
8	21W-18111-00	PEDAL, shift	1	
9	97027-06020	BOLT	1	
10	132-18113-01	COVER, shift pedal	1	

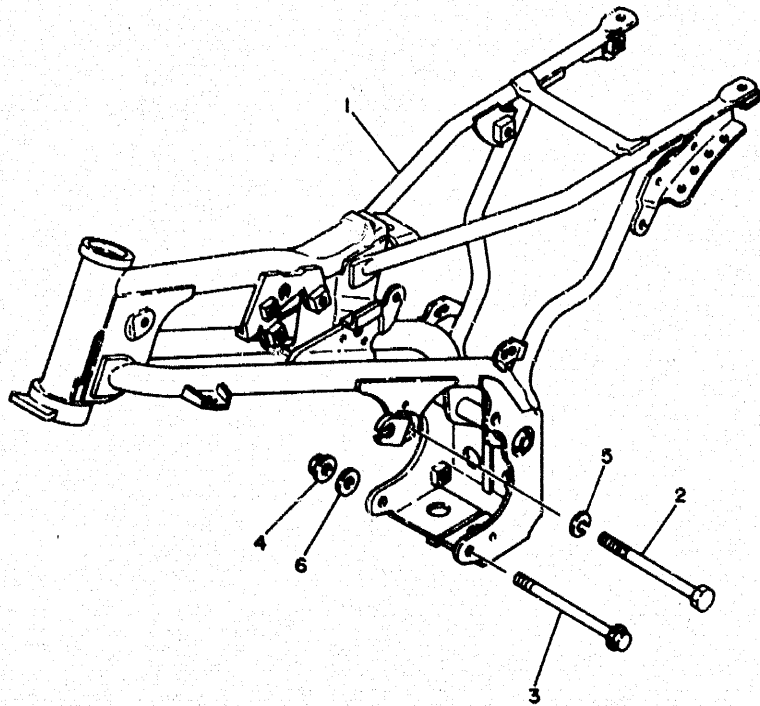


3RV110-1130

C2

FIG. 14 FRAME

REF. NO.	PART NO.	DESCRIPTION	Q'TY	REMARKS
1	21W-21110-02-33	FRAME COMP.	1	YAMAHA BLACK
2	90101-08286	BOLT	1	
3	95827-08120	BOLT, flange	2	
4	95707-08500	NUT, flange	2	
5	92907-08100	WASHER, spring	1	
6	90201-386P8	WASHER, plate	2	

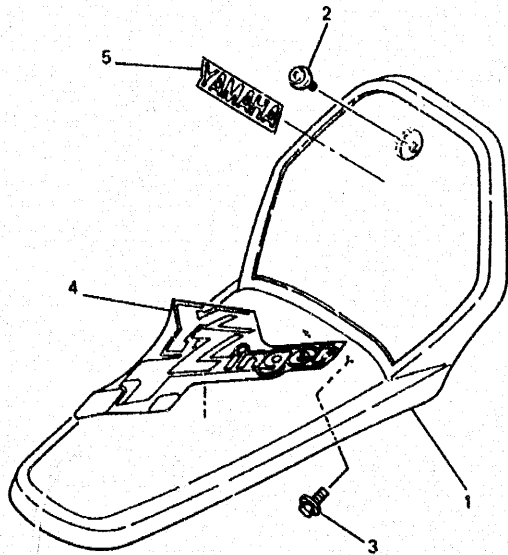


3RV110-1140

C3

FIG. 15 FRONT FENDER

REF. NO.	PART NO.	DESCRIPTION	Q'TY	REMARKS
1	3RV-21511-10	FENDER, front	1	
2	90159-06033	SCREW, with washer	1	
3	90119-06044	BOLT, with washer	2	
4	3RV-21569-20	GRAPHIC 1	1	
5	99241-00080	EMBLEM, YAMAHA	1	

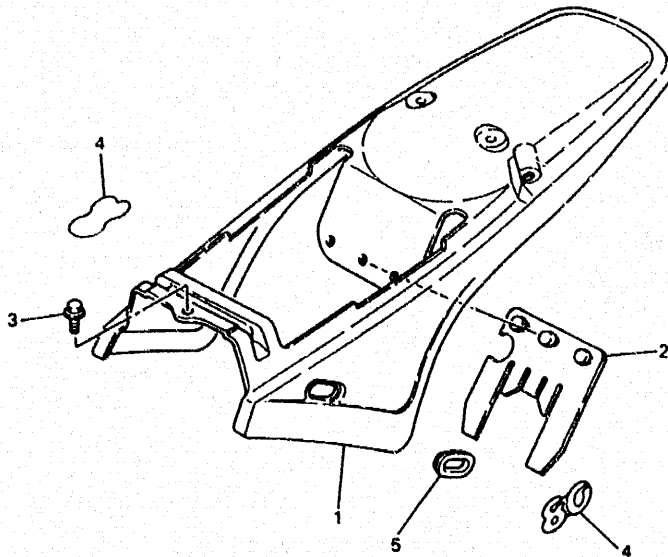


3RV100-7150

C4

FIG. 16 SIDE COVER

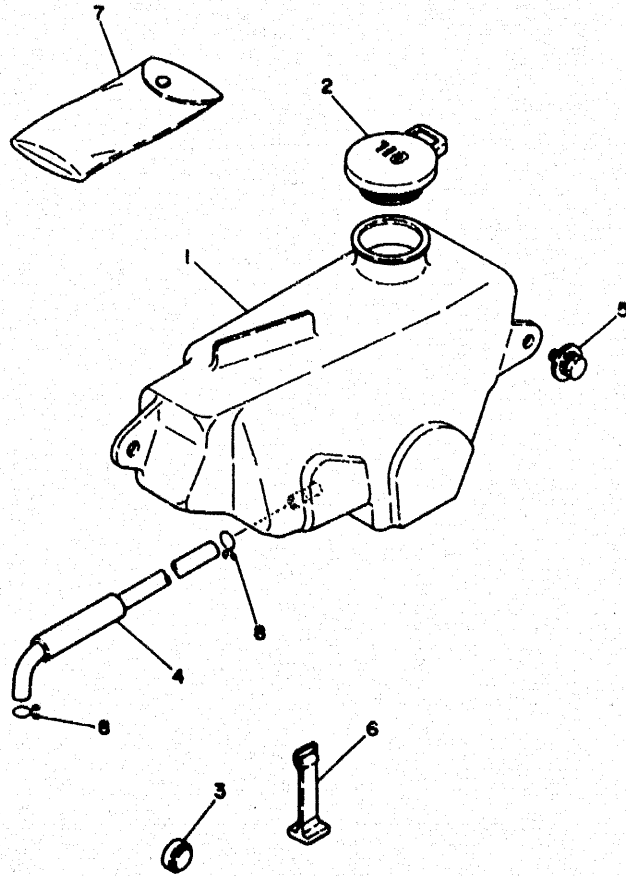
REF. NO.	PART NO.	DESCRIPTION	Q'TY	REMARKS
1	3RV-21711-00	COVER, side 1	1	
2	4V0-21621-00	FLAP	1	
3	90159-06016	SCREW, with washer	3	
4	4ES-21781-00	EMBLEM	2	
5	21W-21719-00	GROMMET	1	



4BC300-7160

C5

FIG. 17 OIL TANK



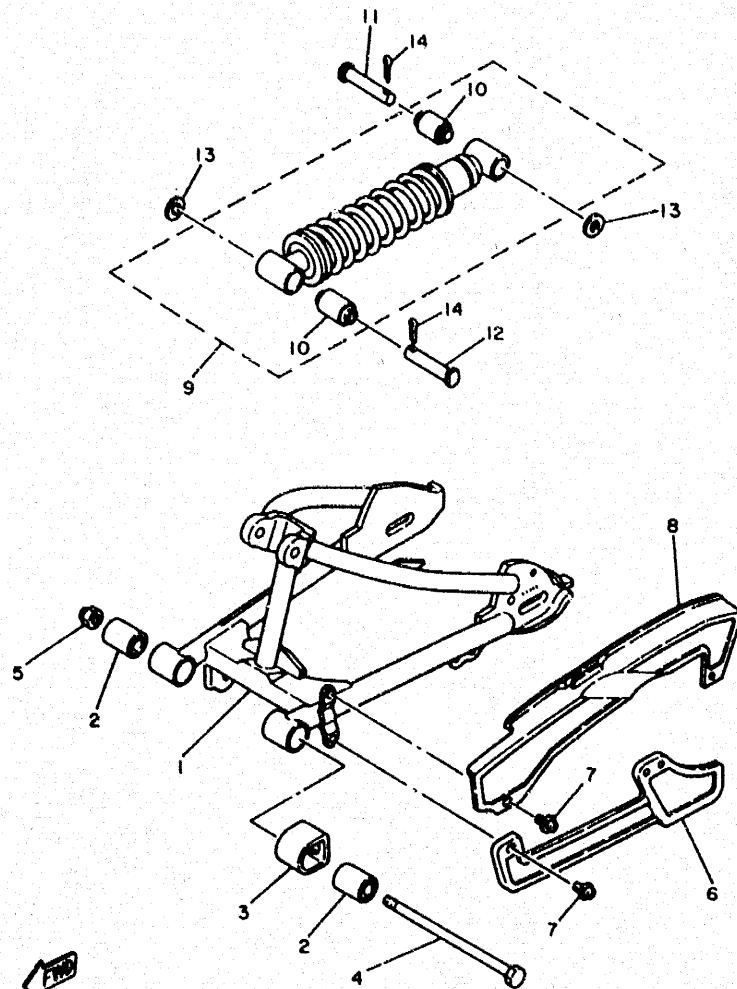
REF. NO.	PART NO.	DESCRIPTION	Q'TY	REMARKS
1	21W-21751-01	TANK, oil	1	
2	5R2-21771-00	BODY, cap	1	
3	22W-24181-00	DAMPER, locating 1	1	
4	21W-21766-00	PIPE, oil	1	
5	90119-06056	BOLT, with washer	2	
6	21W-21646-00	BAND	2	
7	50W-28100-00	TOOL KIT	1	
8	90467-08003	CLIP	2	



3RV110-1170

C6

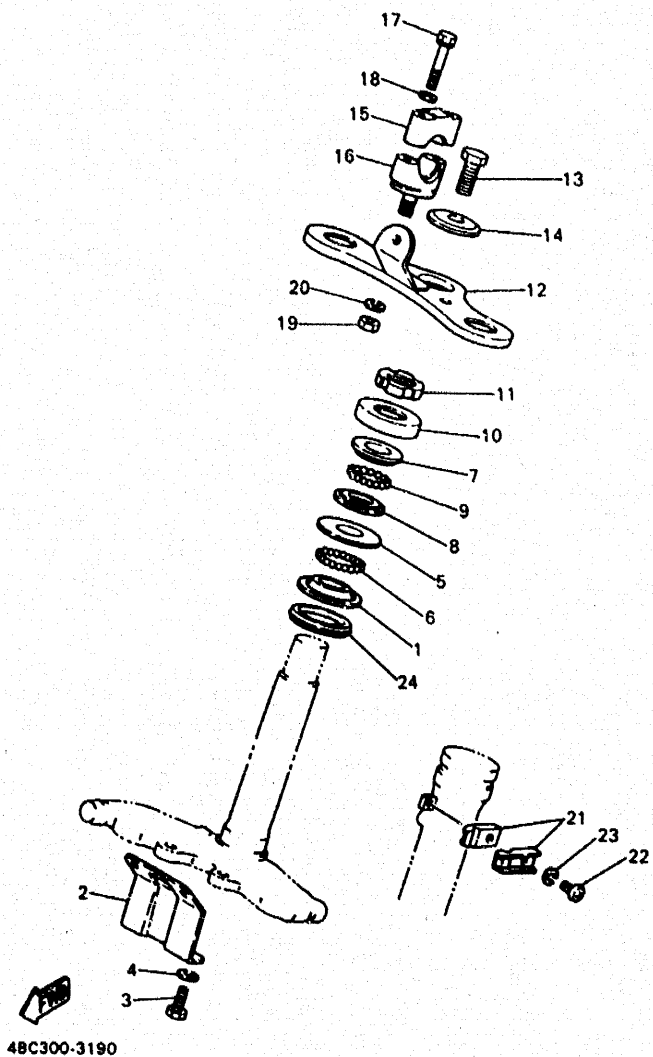
FIG. 18 REAR ARM • SUSPENSION



3RV110-1180

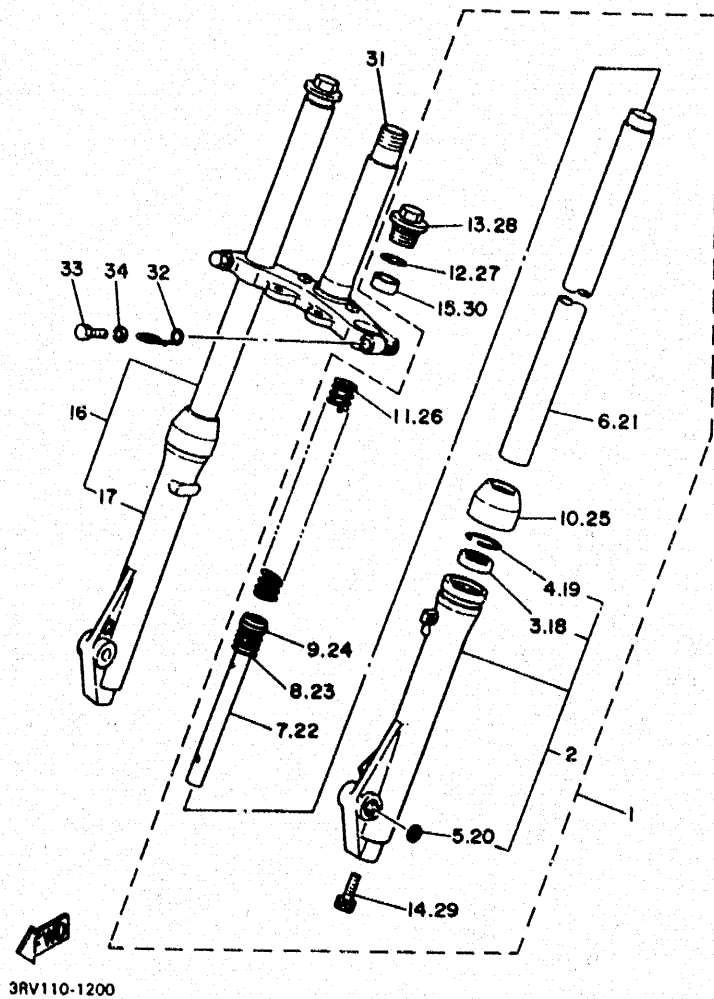
REF. NO.	PART NO.	DESCRIPTION	Q'TY	REMARKS
1	21W-22110-00-35	REAR ARM COMP.	1	SILVER
2	102-22123-00	BUSH 1	2	
3	3R0-22151-00	SEAL, guard	1	
4	288-22141-00	SHAFT, pivot	1	
5	90185-10037	NUT, self-locking	1	
6	21W-22199-00	SUPPORT, chain	1	
7	90159-05121	SCREW, with washer	5	
8	21W-22311-00	CASE, chain	1	
9	3RV-22210-11	SHOCK ABSORBER ASSY, rear	1	UR
	3RV-22210-21	SHOCK ABSORBER ASSY, rear	1	UR FOR JAPAN
10	3M7-22216-00	BUSH, rear shock absorber	2	
11	90240-10072	PIN, clevis	1	
12	90240-10069	PIN, clevis	1	
13	90201-106H5	WASHER, plate	2	
14	91401-25020	PIN, cotter	2	

FIG. 19 STEERING



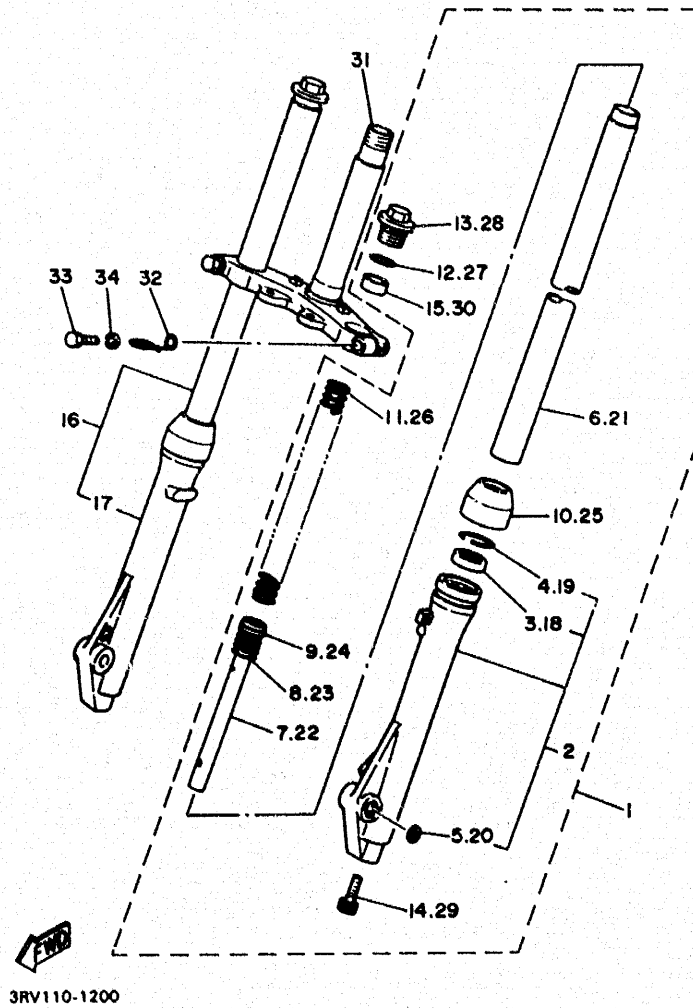
REF. NO.	PART NO.	DESCRIPTION	Q'TY	REMARKS
1	156-23411-00	RACE, ball 1	1	
2	21W-23486-00	STAY, plate	1	
3	97007-06016	BOLT	2	
4	92907-06100	WASHER, spring	2	
5	156-23412-00	RACE, ball 2	1	
6	93501-04011	BALL	19	
7	22F-23411-01	RACE, ball 1	1	
8	22F-23412-01	RACE, ball 2	1	
9	93503-16003	BALL	22	
10	122-23416-00	COVER, ball race 2	1	
11	S0179-25051	NUT	1	
12	3RV-23435-00	CROWN, handle	1	
13	90105-10006	BOLT, washer based	1	
14	90209-10160	WASHER	1	
15	3RV-23441-00	HOLDER, handle upper	2	
16	462-23442-00-35	HOLDER, handle lower	2	SILVER
17	97014-06035	BOLT	4	
18	92990-06600	WASHER, plate	4	
19	95307-10600	NUT	2	
20	92907-10100	WASHER, spring	2	
21	90462-14055	CLAMP	2	
22	98507-06012	SCREW, pan head	1	
23	92907-06100	WASHER, spring	1	
24	164-23462-00	SEAL, steering	1	

FIG. 20 FRONT FORK



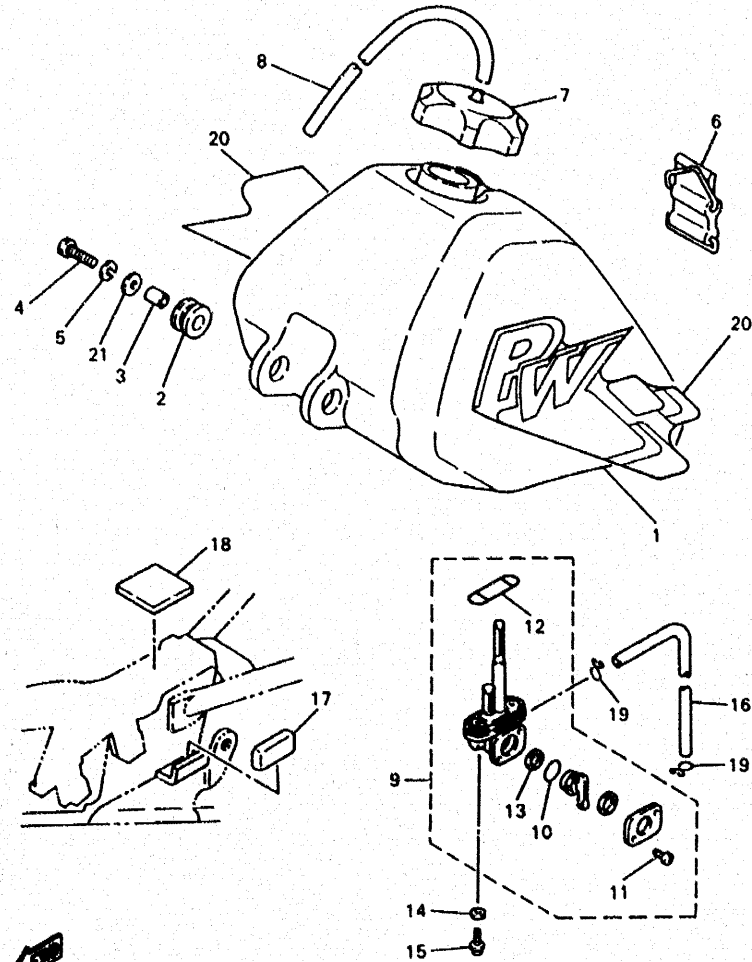
REF. NO.	PART NO.	DESCRIPTION	Q'TY	REMARKS
1	3RV-23102-00	FRONT FORK ASSY (L.H)	1	
2	3R0-23126-00-35	•TUBE, outer 1	1	SILVER
3	3M7-23145-00	•OIL SEAL	1	
4	3M7-23156-00	•CLIP, oil seal	1	
5	3R0-23392-00	•WASHER, special	1	
6	21W-23110-00	•INNER TUBE COMP.1	1	
7	3R0-23170-00	•CYLINDER COMP, front fork	1	
8	2J5-23151-00	•SPRING, rebound	1	
9	2J5-23157-00	•RING, piston	1	
10	3M7-23144-00	•SEAL, dust	1	
11	21W-23141-00	•SPRING, front fork	1	
12	2J5-23147-00	•O-RING	1	
13	3M7-23111-01	•BOLT, cap	1	
14	3M7-23181-00	•BOLT, hexagon socket head	1	WITH WASHER
15	3M7-23142-00	•SEAT, spring upper	1	
16	3RV-23103-00	FRONT FORK ASSY (R.H)	1	
17	3R0-23136-00-35	•TUBE, outer 2	1	SILVER
18	3M7-23145-00	•OIL SEAL	1	
19	3M7-23156-00	•CLIP, oil seal	1	
20	3R0-23392-00	•WASHER, special	1	
21	21W-23110-00	•INNER TUBE COMP.1	1	
22	3R0-23170-00	•CYLINDER COMP, front fork	1	
23	2J5-23151-00	•SPRING, rebound	1	
24	2J5-23157-00	•RING, piston	1	
25	3M7-23144-00	•SEAL, dust	1	
26	21W-23141-00	•SPRING, front fork	1	
27	2J5-23147-00	•O-RING	1	
28	3M7-23111-01	•BOLT, cap	1	

FIG. 20 FRONT FORK



REF. NO.	PART NO.	DESCRIPTION	Q'TY	REMARKS
29	3M7-23181-00	•BOLT, hexagon socket head	1	WITH WASHER
30	3M7-23142-00	•SEAT, spring upper	1	
31	21W-23340-00	UNDER BRACKET COMP.	1	
32	3R0-23318-00	HOLDER, cable 1	1	
33	451-23346-00	BOLT 1	2	
34	92901-10100	WASHER, spring	2	

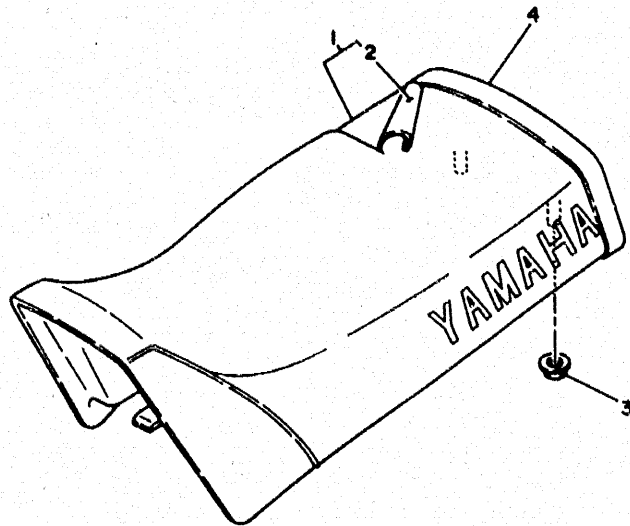
FIG. 21 FUEL TANK



3RV100-7210

REF. NO.	PART NO.	DESCRIPTION	Q'TY	REMARKS
1	3RV-24110-10	FUEL TANK COMP.	1	
2	90480-18290	GROMMET	2	
3	90387-07598	COLLAR	2	
4	97027-06030	BOLT	2	
5	92907-06100	WASHER, spring	2	
6	59V-24173-00	BAND, tank fitting 1	1	
7	2FG-24610-00	CAP ASSY	1	
8	90445-084J1	HOSE	1	
9	4X8-24500-02	FUEL COCK ASSY 1	1	
10	3AJ-24534-00	.SEAL, cock	1	
11	98503-03008	.SCREW, pan head	2	
12	4X8-24512-00	.GASKET	1	
13	3AJ-24523-00	.VALVE	1	
14	90202-05193	WASHER, plate	2	
15	90149-06011	SCREW	2	
16	90445-09083	HOSE	1	
17	21W-24181-00	DAMPER, locating 1	2	
18	51L-28371-00	DAMPER	1	
19	90467-08003	CLIP	2	
20	3RV-24240-20	GRAPHIC SET	1	
21	90201-06072	WASHER, plate	2	

FIG. 22 SEAT



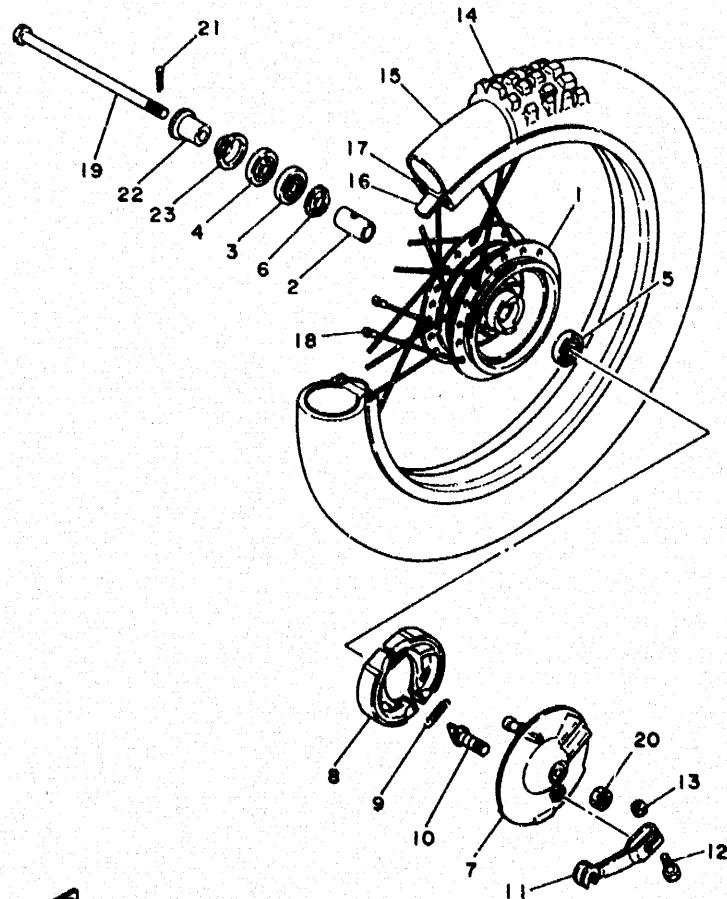
REF. NO.	PART NO.	DESCRIPTION	Q'TY	REMARKS
1	3RV-24770-30	SEMI-DOUBLE SEAT ASSY	1	
2	3RV-24731-30	COVER, seat	1	
3	90179-06403	NUT	2	
4	3RV-24734-30	BAND, seat	1	



3RV110-1220

C12

FIG. 23 FRONT WHEEL

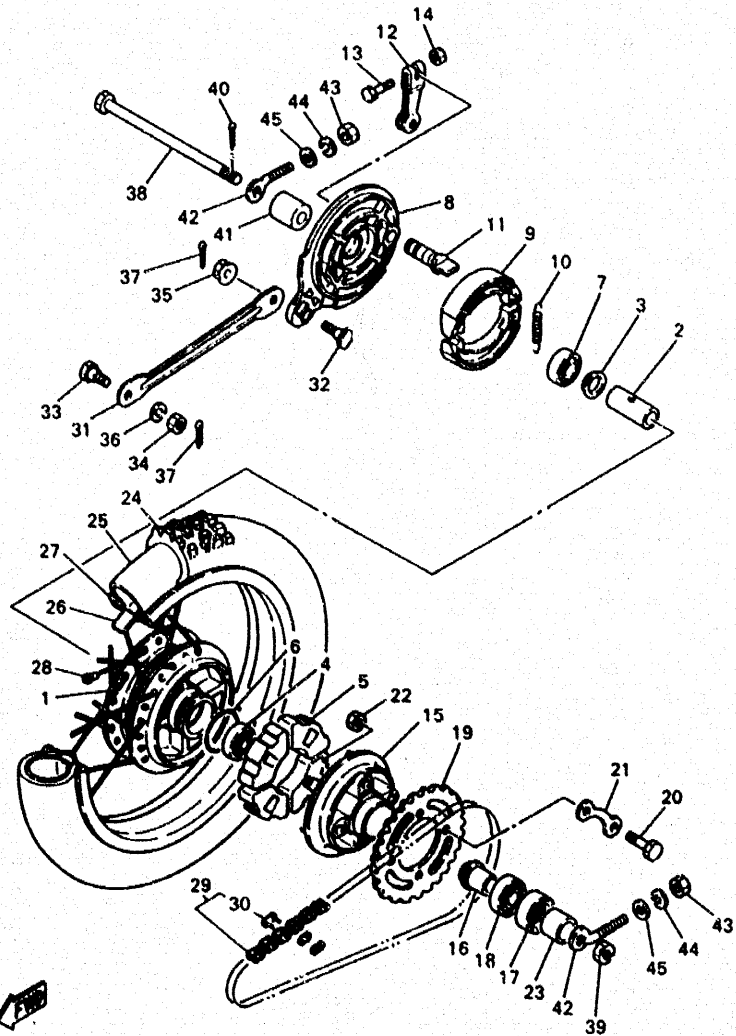


REF. NO.	PART NO.	DESCRIPTION	Q'TY	REMARKS
1	451-25111-00-98	HUR. front	1	LOW GLOSS BLACK
2	90560-10103	SPACER	1	
3	93306-20006	BEARING (B6200)	1	NTN
4	93106-17006	OIL SEAL	1	
5	93306-20009	BEARING (B6200RS)	1	
6	2E9-25116-00	FLANGE, spacer 2	1	
7	3R0-25121-00-98	PLATE, brake shoe	1	LOW GLOSS BLACK
8	3EC-W2535-00	BRAKE SHOE SET	1	
9	90506-14081	SPRING, tension	2	
10	1YT-25351-00	CAMSHAFT	1	
11	451-25155-00	LEVER, camshaft 1	1	
12	90101-06291	BOLT	1	
13	95307-06600	NUT	1	
14	94125-14642	TIRE (2.50-14)	1	INOUE MK-2
15	94225-14147	TUBE (2.50-14)	1	INOUE
16	94325-14079	BAND, rim (2.50-14)	1	INOUE
17	94414-14227	RIM (1.40-14)	1	TAKASAGO
18	3R0-25104-00	SPOKE SET, front	1	
19	353-25161-03	AXLE, wheel	1	
20	90171-10004	NUT, castle	1	
21	91401-20020	PIN, cotter	1	
22	90387-10744	COLLAR	1	
23	451-25118-00	COVER, hub dust	1	



3RV110-1230

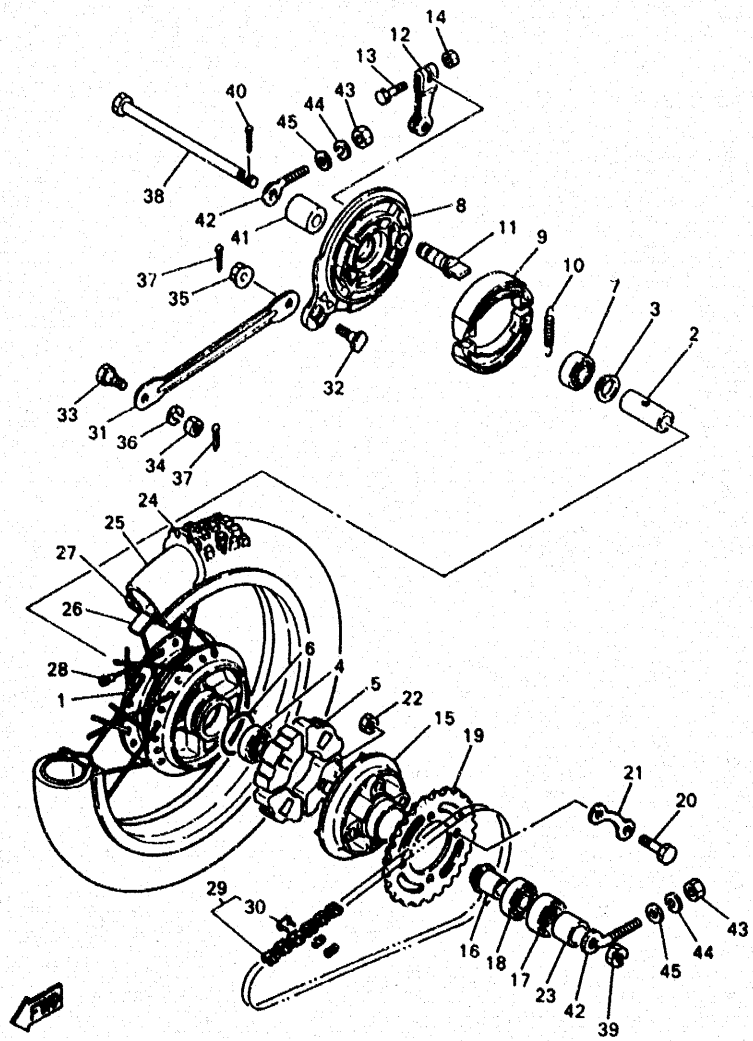
FIG. 24 REAR WHEEL



3RV100-7240

REF. NO.	PART NO.	DESCRIPTION	Q'TY	REMARKS
1	21W-25311-00-98	HUB, rear	1	LOW GLOSS BLACK
2	90560-12145	SPACER	1	
3	109-25315-00	FLANGE, spacer	1	
4	93306-30102	BEARING (B6301)	1	
5	304-25364-01	DAMPER	4	
6	93210-41041	O-RING	1	
7	93306-30103	BEARING	1	
8	1M3-25321-02-98	PLATE, brake shoe	1	LOW GLOSS BLACK
9	4BE-W2536-00	BRAKE SHOE, T 2	1	
10	90506-15260	SPRING, tension	2	
11	3Y6-25351-00	CAMSHAFT	1	
12	538-25355-00	LEVER, camshaft	1	
13	90101-06278	BOLT	1	
14	95307-06600	NUT	1	
15	296-25366-01-98	CLUTCH, hub	1	LOW GLOSS BLACK
16	21W-25387-00	AXLE, sprocket	1	
17	93106-30004	OIL SEAL	1	
18	93306-00406	BEARING (B6004Z)	1	
19	21W-25432-10	SPROCKET, driven (32T)	1	
20	90101-08672	BOLT	4	
21	102-25412-00	WASHER	2	
22	90170-08366	NUT	4	
23	90387-207G3	COLLAR	1	
24	94130-12720	TIRE (3.00-12)	1	INOUE MK-2
25	94230-12208	TUBE (3.00-12)	1	SUMITOMO
26	94330-12100	BAND, rim (3.00-12)	1	INOUE
27	94416-12334	RIM (1.60-12)	1	TAKASAGO
28	21W-25304-00	SPOKE SET, rear	1	

FIG. 24 REAR WHEEL



3RV100-7240

REF. NO.	PART NO.	DESCRIPTION	Q'TY	REMARKS
29	94580-52084	CHAIN (D.I.D 420-8<L)	1	
30	94680-52001	JOINT, chain(D.I.D.-420M)	1	
31	21W-25371-00	BAR, tension	1	
32	90109-08183	BOLT	1	
33	90109-08368	BOLT	1	
34	95307-08700	NUT	1	
35	95707-08500	NUT, FLANGE	1	
36	92907-08600	WASHER, spring	1	
37	91401-20015	PIN, cotter	2	
38	367-25381-01	AXLE, wheel	1	
39	90171-12005	NUT, castle	1	
40	91401-30030	PIN, cotter	1	
41	90387-12412	COLLAR	1	
42	102-25389-00	PULLER, chain 2	2	
43	95307-06600	NUT	2	
44	92907-06100	WASHER, spring	2	
45	90201-061A5	WASHER, plate	2	

CONTENTS

ENGINE

Cylinder	B2
Crankshaft · Piston	B3
Oil Pump	B4
Intake	B5 ~ B6
Carburetor	B7
Exhaust	B8
Crankcase	B9
Crankcase Cover 1	B10
Starter	B11
Clutch	B12 ~ B13
Transmission	B14
Shift Cam · Fork	B15
Shift Shaft	C2

CHASSIS

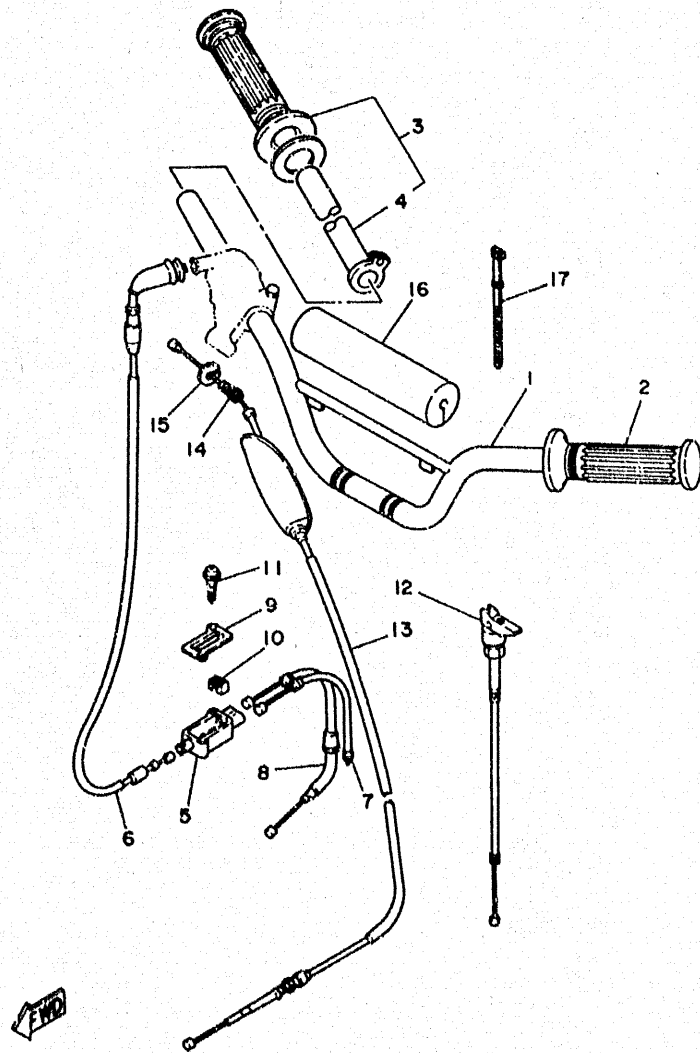
Frame	C3
Front Fender	C4
Side Cover	C5
Oil Tank	C6
Rear Arm · Suspension	C7

Steering	C8
Front Fork	C9 ~ C10
Fuel Tank	C11
Seat	C12
Front Wheel	C13
Rear Wheel	C14 ~ C15
Steering Handle · Cable	D2
Stand · Footrest	D3
Generator	D4
Handle Switch · Lever	D5
Electrical 1	D6

INDEX

NUMERICAL INDEX	L1 ~ L2
-----------------------	---------

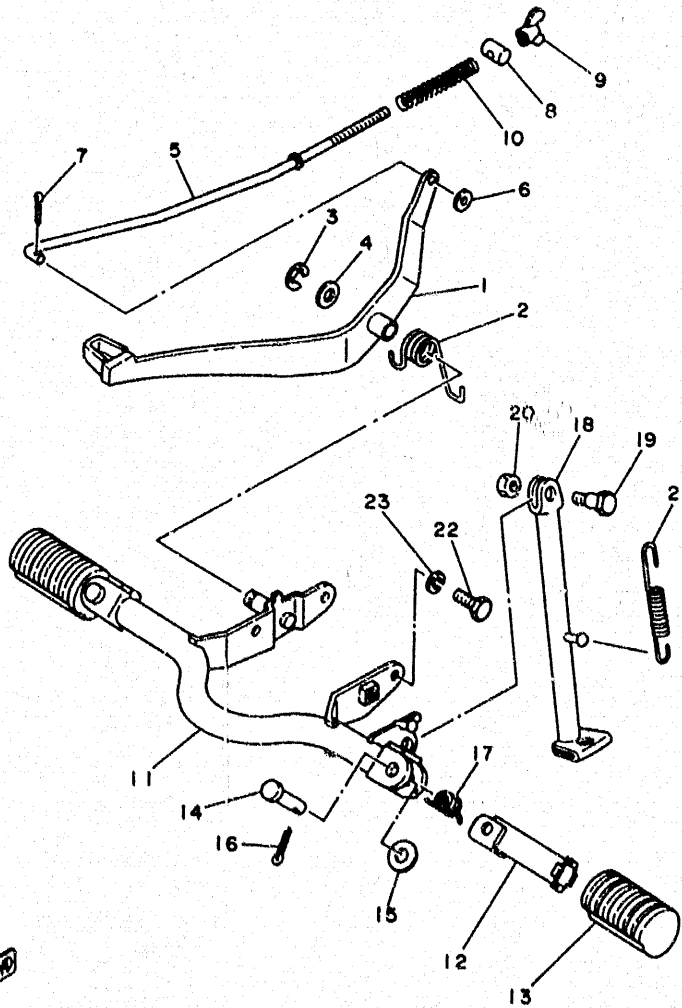
FIG. 25 STEERING HANDLE • CABLE



3RV110-1250

REF. NO.	PART NO.	DESCRIPTION	Q'TY	REMARKS
1	3RV-26111-00	HANDLEBAR	1	
2	2N3-26241-00	GRIP (LEFT)	1	BLACK
3	21W-26240-00	GRIP ASSY	1	
4	434-26243-12	TUBE, throttle guide	1	
5	21W-26261-00	CONNECTOR, cable	1	
6	21W-26311-01	CABLE, throttle 1	1	
7	21W-26312-00	CABLE, throttle 2	1	
8	21W-26321-01	CABLE, pump	1	
9	21W-26262-00	CAP, cable connector	1	
10	21W-26263-00	PIECE, connecting	1	
11	90167-03004	SCREW, tapping	2	
12	21W-26331-00	CABLE, starter 1	1	
13	21W-26341-00	CABLE, brake	1	
14	90123-08013	BOLT	1	
15	90179-08148	NUT	1	
16	21W-26124-00	PROTECTOR, handlebar	1	
17	437-83936-11	BAND, switch cord	2	

FIG. 26 STAND • FOOTREST



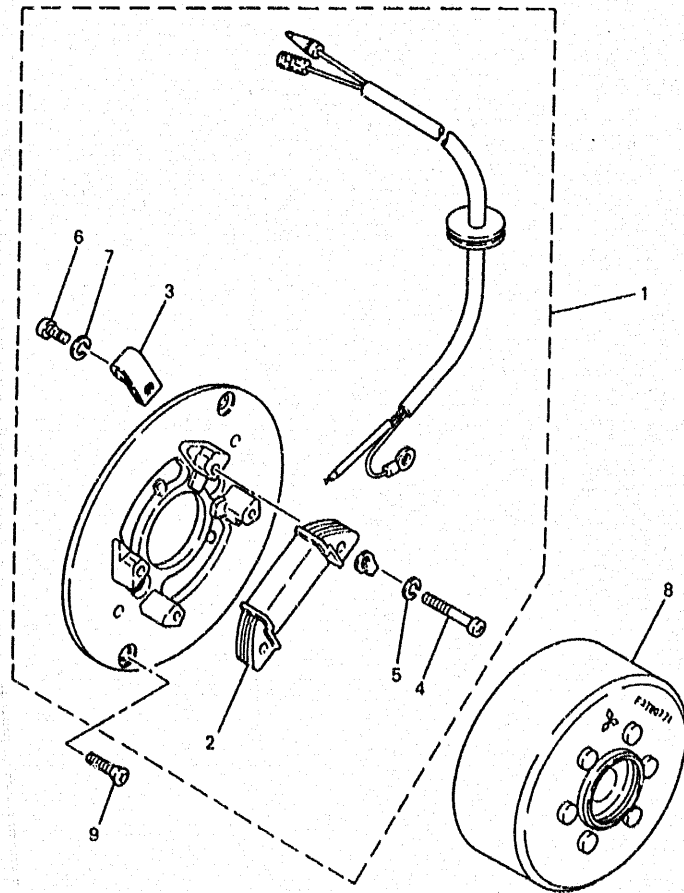
REF. NO.	PART NO.	DESCRIPTION	Q'TY	REMARKS
1	21W-27211-00	PEDAL, brake	1	
2	90508-29578	SPRING, torsion	1	
3	99080-09600	CIRCLIP	1	
4	92907-12600	WASHER, plate	1	
5	21W-27231-00	ROD, brake	1	
6	92907-06600	WASHER, plate	1	
7	91401-20015	PIN, cotter	1	
8	90249-12008	PIN	1	
9	90175-06013	NUT, wing	1	
10	90501-10245	SPRING, compression	1	
11	21W-27411-01-33	FOOTREST 1	1	YAMAHA BLACK
12	214-27421-00	FOOTREST 2	2	UNICHROME (BLACK)
13	214-27413-00	COVER, footrest	2	
14	91701-08038	PIN, clevis	2	
15	92907-08600	WASHER, plate	2	
16	91401-25015	PIN, cotter	2	
17	90508-2002	SPRING, torsion	2	
18	21W-27311-01	STAND, side	1	
19	90109-08666	BOLT	1	
20	95307-08700	NUT	1	
21	90506-26270	SPRING, tension	1	
22	97027-08020	BOLT	2	
23	92907-08100	WASHER, spring	2	



3RV110-1280

D3

FIG. 27 GENERATOR

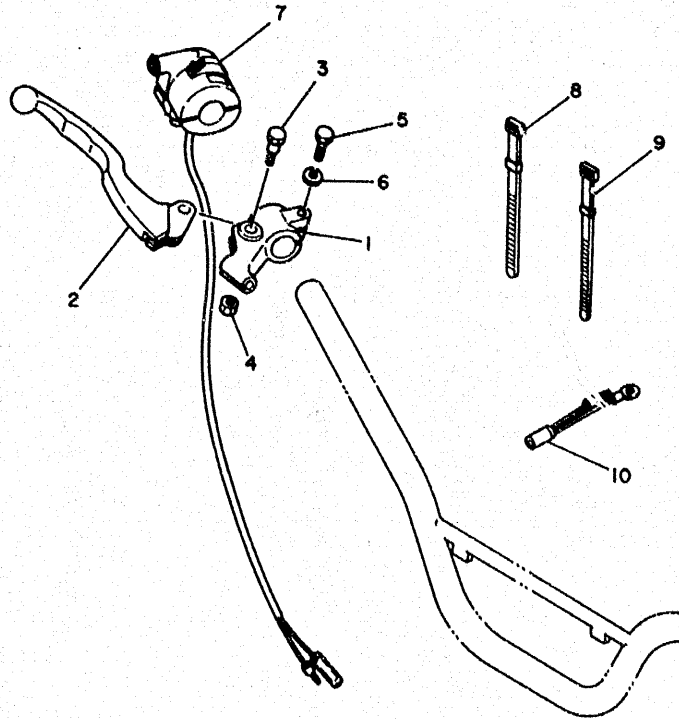


REF. NO.	PART NO.	DESCRIPTION	Q'TY	REMARKS
1	21W-85510-21	STATOR ASSY	1	
2	21W-85512-21	.COIL, source	1	
3	104-81328-20	.CLAMP	1	
4	98511-04025	.SCREW, pan head	2	
5	92902-04100	.WASHER, spring	2	
6	98580-04008	.SCREW, pan head	1	
7	92902-04100	.WASHER, spring	1	
8	21W-85550-21	ROTOR ASSY	1	
9	90151-05055	SCREW, COUNTERSUNK	2	

3RV110-5271

D4

FIG. 28 HANDLE SWITCH • LEVER



REF. NO.	PART NO.	DESCRIPTION	QTY	REMARKS
1	233-82921-31	HOLDER, lever 2		
2	23X-83922-00	LEVER 2	1	
3	90109-06798	BOLT	1	
4	95607-06100	NUT, u	1	
5	97007-06022	BOLT	1	
6	92907-06100	WASHER, spring	1	
7	21W-83976-00	SWITCH, handle 1	1	
8	437-83936-01	BAND, switch cord	1	
9	437-83936-11	BAND, switch cord	1	
10	4V0-82519-00	WIRE, earth lead	1	

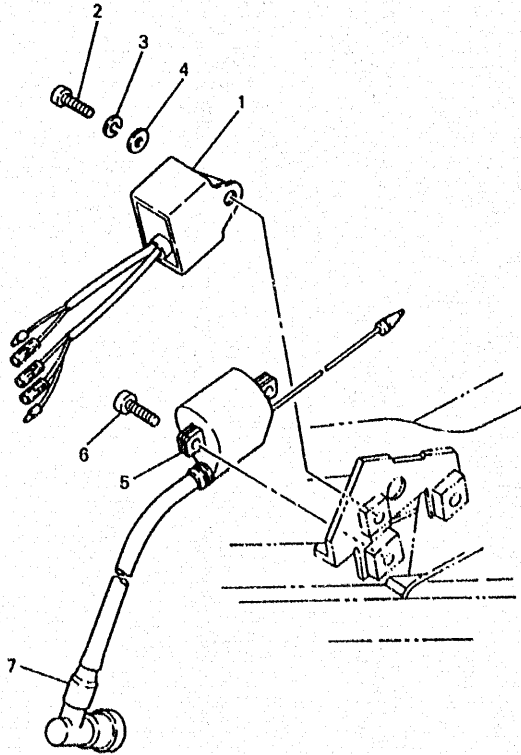


3RV110-1280

D5

FIG. 29 ELECTRICAL 1

REF. NO.	PART NO.	DESCRIPTION	Q'TY	REMARKS
1	21W-85540-20	C.D.I. UNIT ASSY	1	
2	98507-06020	SCREW, pan head	1	
3	92907-06100	WASHER, spring	1	
4	92907-06600	WASHER, plate	1	
5	20N-82310-40	IGNITION COIL ASSY	1	
6	98507-06020	SCREW, pan head	2	
7	166-82370-20	PLUG CAP ASSY	1	



3RV100-4290

D6

NUMERICAL INDEX

PART NO.	GRID NO.	PART NO.	GRID NO.	PART NO.	GRID NO.
3RV-W1441-30	B - 5	307-14169-10	B - 6	517-16524-30	B - 12
3EC-W2535-00	C - 13	58E-14171-00	B - 6	517-16550-10	B - 12
4BE-W2536-00	C - 14	296-14184-01	B - 6	517-16561-01	B - 12
21W-11111-0G	B - 2	2E9-14185-00	B - 6	527-16571-01	B - 12
463-11161-01	B - 2	127-14186-00	B - 6	1W7-17211-12	B - 14
21W-11162-00	B - 2	12R-14191-00	B - 6	1W7-17221-20	B - 14
3E5-11162-00	B - 2	296-14198-01	B - 6	21W-17231-00	B - 14
1W7-11181-00	B - 2	21W-14412-00	B - 5	21W-17410-00	B - 14
3E5-11311-01	B - 2	21W-14451-00	B - 5	1W7-17421-10	B - 14
4AW-11351-00	B - 2	21W-14453-00	B - 5	296-17471-00	B - 14
1HA-11400-00	B - 3	5U8-14454-00	B - 5	58H-18101-04	C - 2
1W7-11412-00	B - 3	21W-14458-00	B - 5	21W-18111-00	C - 2
1HA-11422-00	B - 3	21W-14501-00	B - 6	132-18113-01	C - 2
14N-11610-00	B - 3	21W-14610-02	B - 8	278-18127-01	C - 2
14N-11610-10	B - 3	3RV-14623-00	B - 8	296-18140-02	B - 15
14N-11610-20	B - 3	21W-14708-00	B - 8	58H-18511-00	B - 15
3E5-11631-00-97	B - 3	4X4-14714-00	B - 8	1W7-18512-02	B - 15
527-11633-00	B - 3	21W-14753-02	B - 8	2N8-18531-00	B - 15
3E5-11635-00	B - 3	21W-14758-00	B - 8	21W-18540-01	B - 15
3E5-11636-00	B - 3	3RV-14766-00	B - 8	296-18561-00	B - 15
1W7-11651-00	B - 3	21W-1490J-00	B - 6	296-18562-01	B - 15
2Y1-11681-00	B - 3	1W7-15111-03	B - 9	21W-21110-02-33	C - 3
3KX-13101-01	B - 4	1W7-15121-03	B - 9	3RV-21511-10	C - 4
2T5-13124-00	B - 4	300-15128-00	B - 9	3RV-21569-20	C - 4
384-13138-00	B - 4	5T9-15216-01	B - 9	4V0-21621-00	C - 5
296-13147-00	B - 4	517-15362-02	B - 10	21W-21646-00	C - 6
384-13161-02	B - 4	21W-15411-00	B - 10	3RV-21711-00	C - 5
384-13174-00	B - 4	517-15416-01	B - 9	21W-21719-00	C - 5
33F-13178-00	B - 4	5R7-15421-00	B - 10	21W-21751-01	C - 6
31W-13555-00	B - 5	4AW-15451-00	B - 10	21W-21766-00	C - 6
300-13610-04	B - 5	21W-15491-01	B - 10	5R2-21771-00	C - 6
56J-13613-00	B - 5	156-15618-01	B - 11	4ES-21781-00	C - 5
300-13616-00	B - 5	5T9-15620-00	B - 11	21W-22110-00-35	C - 7
300-13621-10	B - 5	384-15635-00	B - 12	102-22123-00	C - 7
300-13622-10	B - 5	2T4-15627-01	B - 12	288-22141-00	C - 7
21W-14101-00	B - 6	3E5-15641-00	B - 11	3R0-22151-00	C - 7
11G-14103-00	B - 6	3E5-15660-00	B - 11	21W-22199-00	C - 7
11G-14104-00	B - 6	3E5-15664-00	B - 11	3RV-22210-11	C - 7
21W-14107-12	B - 6	3E5-15676-00	B - 11	3RV-22210-21	C - 7
296-14112-25	B - 6	56H-16110-00-30	B - 12	3M7-22216-00	C - 7
296-14131-00	B - 6	3E5-16150-02	B - 12	21W-22311-00	C - 7
127-14135-00	B - 6	122-16164-00	B - 6	3RV-23102-00	C - 9
127-14141-14	B - 6	517-16180-00	B - 12	3RV-23103-00	C - 9
193-14142-15-A0	B - 6	132-16346-00	B - 15	21W-23110-00	C - 9
127-14143-24	B - 6	527-16520-10	B - 12	3M7-23111-01	C - 9
127-14143-25	B - 6	3E5-16521-00	B - 12	3R0-23126-00-35	C - 9
127-14143-26	B - 6	517-16524-10	B - 12	3R0-23136-00-35	C - 9
1R0-14169-00	B - 6	517-16524-20	B - 12	21W-23141-00	C - 9

NUMERICAL INDEX

PART NO.	GRID NO.	PART NO.	GRID NO.	PART NO.	GRID NO.
3M7-23142-00	C - 9	1M3-25321-02-98	C - 14	90101-06291	C - 13
		1YT-25351-00	C - 10	90101-06394	B - 9
3M7-23144-00	C - 9	3Y6-25351-00	C - 14	90101-08286	C - 3
3M7-23145-00	C - 9	538-25355-00	C - 14	90101-08672	C - 14
2J5-23147-00	C - 9	304-25364-01	C - 14	90105-10006	C - 8
2J5-23151-00	C - 9	296-25366-01-98	C - 14	90105-10147	B - 9
3M7-23156-00	C - 9	21W-25371-00	C - 15	90109-053F6	B - 15
2J5-23157-00	C - 9	367-25381-01	C - 15	90109-06798	D - 5
3R0-23170-00	C - 9	21W-25387-00	C - 14	90109-08183	C - 15
3M7-23181-00	C - 9	102-25389-00	C - 15	90109-08368	C - 15
		102-25412-00	C - 14	90109-08666	D - 3
3R0-23318-00	C - 10	21W-25432-10	C - 14	90116-07035	B - 2
21W-23340-00	C - 10	3RV-26111-00	D - 2	90119-06044	C - 4
451-23346-00	C - 10	21W-26124-00	D - 2	90119-06056	C - 6
3R0-23392-00	C - 9	21W-26240-00	D - 2	90123-08013	D - 2
156-23411-00	C - 8	2N3-26241-00	D - 2	90149-04135	B - 4
22F-23411-01	C - 8	434-26243-12	D - 2	90149-06011	C - 11
156-23412-00	C - 8	21W-26261-00	D - 2	90149-06157	B - 9
22F-23412-01	C - 8	21W-26262-00	D - 2	90150-06032	B - 15
122-23416-00	C - 8	21W-26263-00	D - 2	90151-05055	D - 4
3RV-23435-00	C - 8	21W-26311-01	D - 2	90159-05121	C - 7
3RV-23441-00	C - 8	21W-26312-00	D - 2	90159-06016	C - 5
462-23442-00-35	C - 8	21W-26321-01	D - 2	90159-06033	C - 4
164-23462-00	C - 8	21W-26331-00	D - 2	90167-03004	D - 2
21W-23486-00	C - 8	21W-26341-00	D - 2	90170-08366	C - 14
3RV-24110-10	C - 11	21W-27211-00	D - 3	90170-10105	B - 4
59V-24173-00	C - 11	21W-27231-00	D - 3	90171-10004	C - 13
21W-24181-00	C - 11	21W-27311-01	D - 3	90171-12005	C - 15
22W-24181-00	C - 6	21W-27411-01-33	D - 3	90175-06013	D - 3
3RV-24240-20	C - 11	214-27413-00	D - 3	90179-06403	C - 12
4X8-24500-02	C - 11	214-27421-00	D - 3	90179-07381	B - 2
4X8-24512-00	C - 11	50W-28100-00	C - 6	90179-08148	D - 2
3AJ-24523-00	C - 11	51L-28371-00	C - 11	90179-12659	B - 12
3AJ-24534-00	C - 11	104-81328-20	D - 4	90179-16190	B - 13
2FG-24610-00	C - 11	20N-82310-40	D - 6	90179-25051	C - 8
3RV-24731-30	C - 12	166-82370-20	D - 6	90185-10037	C - 7
3RV-24734-30	C - 12	4V0-82519-00	D - 5	90201-06072	C - 11
3RV-24770-30	C - 12	233-82921-31	D - 5	90201-061A5	C - 15
3R0-25104-00	C - 13	23X-83922-00	D - 5	90201-086P8	C - 3
451-25111-00-98	C - 13	437-83936-01	D - 5	90201-106H5	C - 7
2E9-25116-00	C - 13	437-83936-11	D - 2	90201-12535	B - 3
451-25118-00	C - 13		D - 5	90201-12575	C - 2
3R0-25121-00-98	C - 13	21W-83976-00	D - 5	90201-15701	B - 11
451-25155-00	C - 13	21W-85510-21	D - 4	90201-20266	B - 11
353-25181-03	C - 13	21W-85512-21	D - 4	90202-05193	C - 11
21W-25304-00	C - 14	21W-85540-20	D - 6	90208-12015	B - 12
21W-25311-00-98	C - 14	21W-85550-21	D - 4	90208-16019	B - 12
105-25315-00	C - 14	90101-06278	C - 14	90209-10160	C - 8

NUMERICAL INDEX

PART NO.	GRID NO.	PART NO.	GRID NO.	PART NO.	GRID NO.
90209-12280	B-12	90560-12145	C-14	93306-20006	C-13
90209-15178	B-14	90560-17146	B-12	93306-20009	C-13
90209-15179	B-14	91401-20015	C-15	93306-20301	B-14
90209-15180	B-14		D-3	93306-20401	B-14
90209-20159	B-3	91401-20020	C-13	93306-20529	B-3
90240-10069	C-7	91401-25015	D-3	93306-30102	C-14
90240-10072	C-7	91401-25020	C-7	93306-30103	C-14
90249-12008	D-3	91401-30036	C-15	93310-11268	B-3
90280-03017	B-3	91701-08038	D-3	93310-420F2	B-3
90282-04064	B-12	92901-10100	C-10	93315-23208	B-15
90340-12005	B-9	92902-04100	B-6	93320-41202	B-14
90387-07598	C-11		D-4	93410-20038	B-14
90387-10744	C-13	92907-03100	B-5	93440-15012	B-14
90387-12412	C-15	92907-05600	B-5	93450-13022	B-3
90387-20603	B-3	92907-06100	C-8	93450-28049	B-14
90387-207G3	C-14		C-11	93451-08094	B-12
90401-10029	B-4		C-15	93501-04011	C-8
90430-04004	B-4		D-5	93503-16003	C-8
90430-10215	B-9		D-6	93505-08030	B-12
90430-12227	B-9	92907-06600	D-3	93509-32012	B-14
90445-05390	B-6		D-6	93603-14026	B-4
90445-07036	B-7	92907-08100	B-8	93604-22050	B-15
90445-084J1	C-11		C-3	93606-14081	B-15
90445-09083	C-11		D-3	93812-15063	B-14
90460-37130	B-5	92907-08600	B-5	94125-14642	C-13
90462-14055	C-8		B-8	94130-12720	C-14
90467-08003	C-6		C-15	94225-14147	C-13
	C-11		D-3	94230-12208	C-14
90467-22048	B-3	92907-10100	C-8	94325-14099	C-13
90468-02033	B-4	92907-12600	D-3	94330-12100	C-14
90468-16090	B-12	92990-06600	C-8	94414-14227	C-13
90468-23194	B-11	93101-10090	B-4	94416-12334	C-14
90480-10005	B-4	93102-12106	C-2	94580-52084	C-15
90480-18290	C-11	93102-20143	B-14	94680-52001	C-15
90480-21436	B-9	93103-25098	B-3	94701-00198	B-2
90501-10245	D-3	93103-32099	B-3	94703-00198	B-2
90501-10602	B-12	93104-11053	B-10	95303-05600	B-6
90501-12088	B-12	93106-17006	C-13	95307-06600	C-13
90506-08122	C-2	93106-30004	C-14		C-14
90506-10184	B-15	93109-15001	B-11		C-15
90506-14081	C-13	93210-09729	B-15	95307-08700	C-15
90506-15260	C-14	93210-180A6	B-3		D-3
90506-26270	D-3	93210-19123	B-10	95307-10600	C-8
90508-20023	D-3	93210-26240	B-4	95317-12600	B-3
90508-26136	B-11	93210-29282	B-4	95607-06100	D-5
90508-29578	D-3	93210-41041	C-14	95707-08500	C-3
90508-32263	C-2	93210-98202	B-12		C-15
90560-10103	C-13	93306-00406	C-14	95827-08120	C-3

NUMERICAL INDEX

PART NO.	GRID NO.	PART NO.	GRID NO.
97007-06016	C-8		
97007-06022	D-5		
97007-08016	B-5		
	B-8		
97007-08020	B-8		
97014-06035	C-8		
97017-06025	B-11		
97027-06020	C-2		
97027-06030	C-11		
97027-08020	D-3		
98501-05030	B-6		
98503-03008	C-11		
98506-04018	B-6		
98507-03008	B-5		
98507-05006	B-8		
98507-05020	B-4		
98507-05025	B-5		
98507-05035	B-4		
98507-05050	B-5		
98507-06012	B-10		
	B-14		
	C-8		
98507-06020	D-6		
98507-06030	B-5		
98507-06035	B-9		
	B-10		
98507-06040	B-10		
98507-06045	B-9		
	B-10		
98507-06050	B-9		
98507-06100	B-10		
98507-08010	B-9		
98511-04025	D-4		
98580-04008	D-4		
98580-04010	B-6		
99001-09600	B-15		
99006-10600	B-15		
	C-2		
99009-17400	B-11		
99009-20400	B-11		
99080-03600	B-12		
99080-07600	S-4		
99080-09600	D-3		
99241-00080	C-4		
99510-12016	B-9		
99530-10014	B-10		